




NOTRE SELECTION :

Poteaux de protection





Protègent les installations contre les chocs violents.
Faible encombrement, s'installent partout.
Se placent à l'intérieur ou à l'extérieur.
Fixation par platine.
Hauteur: 1mètre.
Tube Ø 150 mm, épaisseur 4 mm.

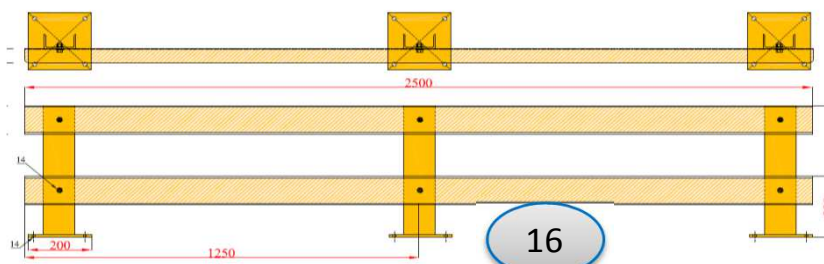
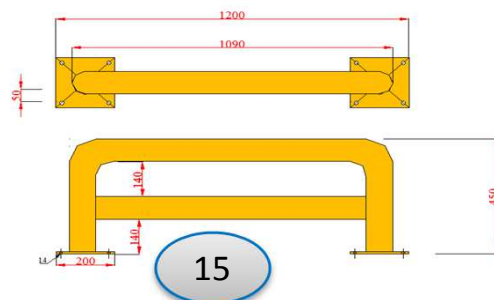


Supports madrier

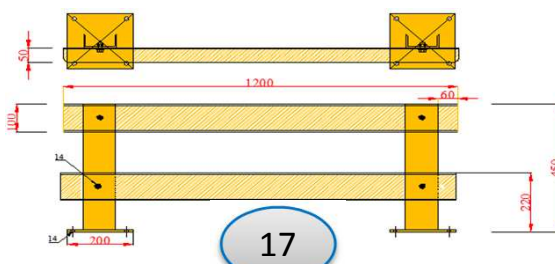
Pour protéger et assurer la longévité de vos installations.
Se positionnent rapidement, en cas de choc il suffit de remplacer le madrier.
Fixation au sol par platine (200x200 mm).
Finition Ral 1023.
2 hauteurs disponibles:
225 mm (1 madrier)
450 mm (2 madriers)
Madriers en pin traité.
3 dimensions standard: 1150, 2400 et 2900 mm.
Sur demande, découpe au centimètre.

Réf.	Désignation	Dim. (mm)
10001	support UPN élément arrivé/départ	100x225
10002	support UPN élément arrivé/départ	100x450
10003	support HEA élément central	100x225
10004	support HEA élément central	100x450
94022	Ancrage méca. Bte de 50 pces	Goujon M12x110
35050	Madrier en Pin traité	1150x225x75
35051	Madrier en Pin traité	2400x225x75
35052	Madrier en Pin traité	2900x225x75








Protection latérale acier double face



Protection latérale acier double face





PROTECTION LATÉRALE ACIER OU FLEXIBLE



39



40




41



42



43



44



45




46




47



48



49



50



51

Mousse de protection anti-choc



52




53



54



55



56



57



58



59



60



61



62




63



One size fits all








Transparent + safety




64







Cloture de chantier amovible



Limitation d'accès

