

GENERAL CATALOGUE



ZETA·X



X·TIMEMANAGER



X·TIMEWORK



LIBRERIA



RECEPTION GLASS



RECEPTION



MODELLO IDEA⁺



MEGA

GENERAL CATALOGUE



ZETA·X

3_21



X·TIME MANAGER

22_45



X·TIME WORK

46_71



LIBRERIA

72_85



RECEPTION GLASS

86_105



RECEPTION

106_119



MODELLO IDEA⁺

120_229



MEGA

230_272

Soluzioni di strutture. Structure solutions.



Classic

Shut

Open

Programmi direzionali integrabili in legno e cristallo.
Modular managerial lines in wood and glass.

ZETA·X







Lavoro singolo o di squadra, Zeta X è un sistema direzionale che nasce per facilitare ed incentivare il lavoro in condivisione, dove le competenze si fondono per migliorare e risolvere la professionalità.

Zeta X is an executive line studied to simplify and motivate working on your own or in team.

ZETA-X



Linee essenziali, arricchite da prestigiose finiture e dall'accostamento di materiali diversi, cristallo e legno, per ridare essenzialità al lavoro, sempre più rappresentativo di certezza, rigore e massima precisione. A minimal design enriched by prestigious finishes and by the combination of different materials, crystal and wood, in order to give again the essentiality to the job, which is more and more representative of certainty, rigour and utmost precision.





Il disegno classico, determinato dalle essenze pregiate, si mescola elegantemente ad un gioco Hi-Tech nell'accostamento con il cristallo e con la disposizione degli elementi nello spazio.

The classic style of the excellent finishes matches very well with the modern look of crystal.





ZETA·X

Contenitori, scrivanie, tavoli riunione, sono protagonisti che durano nel tempo per mantenere valore e prestigio. Tutti elementi creati per valorizzare lo spazio lavoro e agevolare le varie necessità ed evoluzioni della professione.

The glamour and the high quality of these storage units, desks and meeting tables is long-lasting. All these elements enhance the working place and simplify every needs.

ZETA·X

Un grande piano per un grande incontro.
A big table for a great meeting.



La riunione si aggiorna. Un ampio e comodo tavolo dalle grandi dimensioni, uno strumento essenziale per esprimere le idee, per comunicare e per dirigere. Molto più di un ambiente, un'opportunità per sviluppare al meglio i rapporti interpersonali.

The meeting table has made progress. A wide and comfortable table is an essential tool to express ideas, communicate and manage. It's much more than a component of the working place, it's the opportunity to develop, in the best way, interpersonal relationships.



Piani impiallacciati
Wood veneer tops

Struttura legno
Wooden structure

Struttura metallica
Metal structure

Cassettiere e mobili di servizio
frontali e top
Pedestals and mobile cabinets

Contenitori ante, fianchi e top
Storages: doors sides and tops

Struttura contenitori melaminico
Melamine storage structure

Ante vetro
Glass doors


Ante vetro con telaio alluminio
Glass doors with aluminium
frame




NZ



NZ



A




NZ




NZ




N1




V




AR




AR



AR



AR



A1



K



BO



BO




BO




BO



B1




*AA




BA



A



AA



A



L


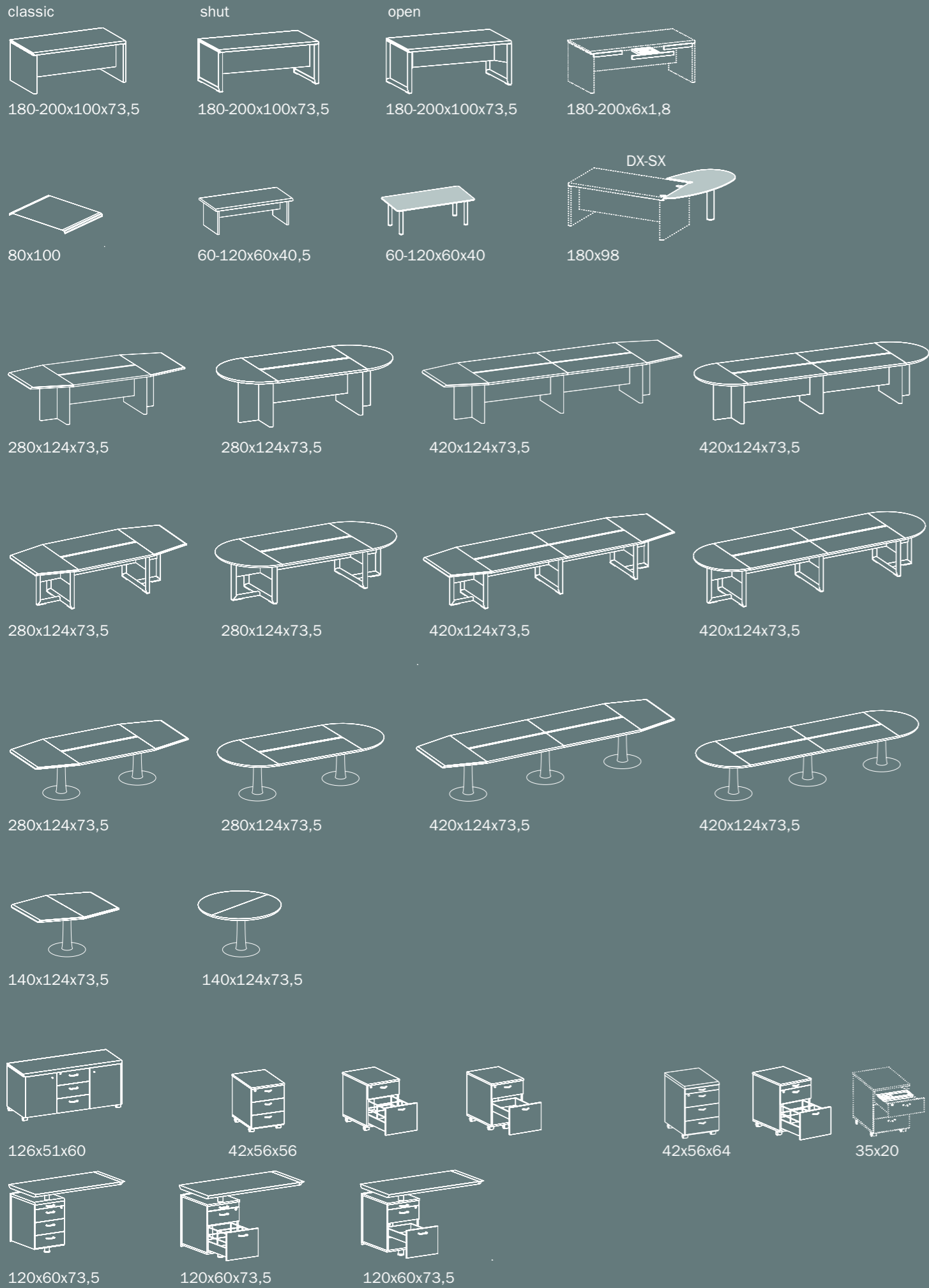
NZ - noce nazionale
AR - acero
BO - bobinga
A - alluminio
BA - bianco
AA - alluminio
N1 - noce nazionale
A1 - acero
B1 - bobinga
A - argento
V - vetro acidato bianco
K - vetro moka
L - brillantato cromo

NZ - italian walnut
AR - maple
BO - bobinga
A - aluminium
BA - white
AA - aluminium
N1 - italian walnut
A1 - maple
B1 - bobinga
A - silver
V - White etched glass
K - Moka lacquered glass
L - polished chrome

* alluminio solo scocche
cassettiera
aluminium only on pedestal
frames

Telaio alluminio
Aluminium frame





Soluzioni di strutture. Structure solutions.

Programmi direzionali integrabili in legno e cristallo.
Modular managerial lines in wood and glass.



Next



Ring



Stop



Still

X·TIME MANAGER







La scrivania dalle evocative riflessioni e trasparenze del cristallo con l'abbinamento della struttura bianca.
Evocative reflections and see-through effects of crystal on a desk matching the white structure.



X·TIMEMANAGER

La semplicità e l'armoniosità delle linee curve danno come risultato un prodotto armonico, un giusto equilibrio tra qualità e materiali.

The simplicity and the harmonious curves give, as a result, an harmonic product and a right balance between quality and materials.





La linea sagomata ed armonica dei piani, la possibilità di integrarli con elementi di servizio, sono soluzioni e proposte per personalizzare lo spazio.

The shaped and harmonic line of tops, the possibility to complete them with credenzas, help you to personalize the office space.

X·TIMEMANAGER





La purezza del cristallo, le linee arrotondate e prive di spigoli, la robustezza del metallo: un mix equilibrato ed armonico per un ambiente di lavoro avvolgente. Glass clearness, rounded shapes without sharp corners, metal solidity: a balanced and harmonic mix for a surrounding working space.





La scrivania è sempre l'elemento centrale di uno spazio di lavoro direzionale di alto livello e di grande impatto.

The desk is always the core element for a high level and a high impact executive working space.

X·TIMEMANAGER

X·TIMEMANAGER

Il lavoro e i rapporti interpersonali.
Work and interpersonal relationships.



Il tavolo riunione riveste grande importanza per completare spazi direzionali con luoghi di incontro, dialogo e discussione.

The meeting table is very important to complete executive working spaces together with meeting areas.



Piani impiallacciati
Wood veneer tops

Struttura melaminico
Melamine structure

Struttura metallica
Metal structure

Cassettiere e mobili di servizio
frontali e top
Pedestals and mobile cabinets

Contenitori ante, fianchi e top
Storages: doors sides and tops

Struttura contenitori melaminico
Melamine storage structure

Ante vetro
Glass doors



NZ



N1



A



BO



B1




I



AR



A1



VE




NZ




NZ



N1




V




AR



AR



A1



K




BO



BO



B1




*AA



BA

Telaio alluminio
Aluminium frame



AA



A



L

* alluminio solo scocche
cassettiera
aluminium only on pedestal frames

NZ - noce nazionale
AR - acero
BO - bobinga
VE - vetro acidato
A - alluminio
BA - bianco
AA - alluminio
I - bianco
N1 - noce nazionale
A1 - acero
B1 - bobinga
A - argento
V - vetro acidato bianco
K - vetro moka
L - brillantato cromo

NZ - italian walnut
AR - maple
BO - bobinga
VE - frosted glass
A - aluminium
BA - white
AA - aluminium
I - white
N1 - italian walnut
A1 - maple
B1 - bobinga
A - silver
V - White etched glass
K - Moka lacquered glass
L - polished chrome

Maniglie metallo opzionali. Metal optional handles.

Maniglia standard. Standard handle

Zen

Soft



Pop



Alluminio.
Aluminium.

Cromate.
Chromed.

ABS verniciato alluminio.
Aluminium painted ABS.





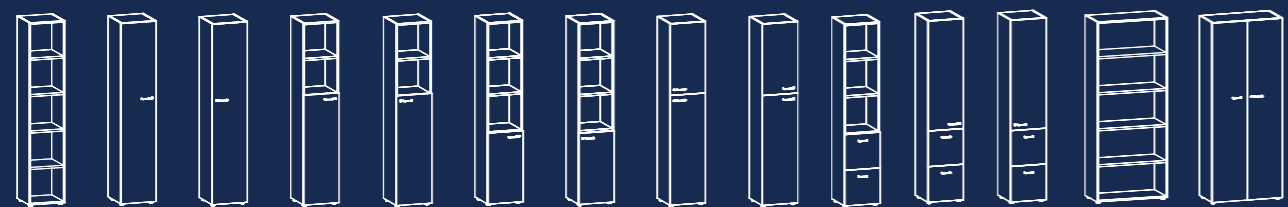
43x43x86 86x43x86



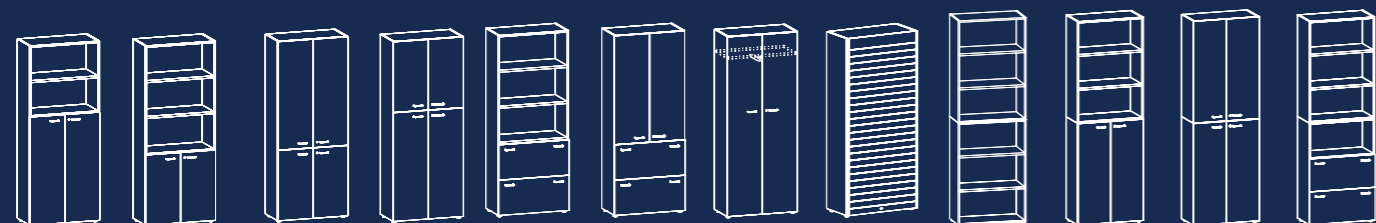
43x43x131 86x43x131



43x43x169 86x43x169

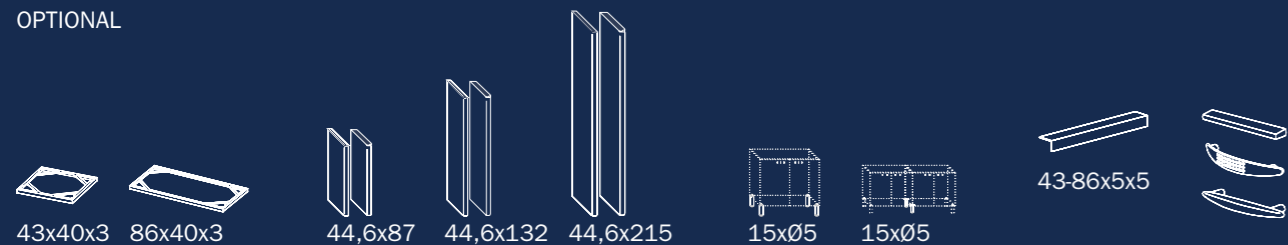


43x43x214 86x43x214




86x43x214 86x43x259

OPTIONAL



43x40x3 86x40x3 44,6x87 44,6x132 44,6x215 15x05 15x05 43-86x5x5



43x83 43x127 43x211 86x83 86x127 86x211 43x83 43x127 43x211 86x83 86x127 86x211



46,6x45 89,6x45 132,6x45 175,6x45 218,6x45 261,6x45



86x42x11 43-86x2,5x2,5 39-82x41 39-82x39,5 82x41



Soluzioni di strutture. Structure solutions.

Programmi direzionali integrabili in melaminico e cristallo.
Modular managerial lines in melamine and glass.



Next



Ring



Stop



Still

X·TIMEWORK







Ancora legno e metallo: di nuovo c'è il movimento, che fa prendere una nuova direzione agli spazi lavoro.

Wood and metal again: the new element is the movement which gives a new direction to working spaces.

X-TIMEWORK



X·TIMEWORK

Lo scenario delle decisioni importanti.
Where important decisions are made.





Ambienti essenziali. La linearità convive con elementi sinuosi e curvilinei. Un progetto in cui si integrano nell'architettura abbinandosi alla luminosità del cristallo.

Essential environments. Linearity lives together with winding and curvilinear elements. A project where elements integrate themselves into the architecture matching the brightness of the crystal.



Le diverse soluzioni possibili consentono una totale libertà nella composizione dello spazio.
The various solutions allow a complete freedom on the composition of the space.





Uno spazio con la propria identità.
Dall'essenzialità delle forme
emerge una naturale eleganza che
predilige la semplicità dalla forte
presenza del legno.
A space with its own identity.
A natural elegance rises from the
essential shapes; priority is given
to wooden details.



Un'interpretazione del classico. Uno spazio con la propria storia, vissuto con stile contemporaneo. Dall'essenzialità delle forme emerge una naturale eleganza.

Interpretation of classic style. A working space with its own history, lived in contemporary style. A natural elegance is coming out from essential shapes.



X·TIMEWORK

Una collezione completa.
La completezza è la caratteristica
della proposta d'arredo articolata
per rispondere ad un progetto
d'arredo completo e stilisticamente
coerente in ogni suo componente.

A complete line. Completeness is
the characteristic of the furnishing
proposal to give an answer to a
complete furnishing project bearing
in mind also the style.





Piani
Tops

Strutture melaminico
Melamine structure

Strutture metalliche
Metal structure

Cassettiere e mobili di servizio
Pedestals and mobile cabinets

Contenitori: ante, top e fianchi
Storage units: doors, tops and sides

Struttura contenitori
Storage units carcass

Ante vetro
Glass doors


Ante vetro con telaio alluminio
Glass doors with aluminium frame



NC



NC




A




NC



NC



AA



V



CA



CA



I




CA




CA




NC



K




WE




WE

Modesty panel
Modesty panel



WE



WE



BA

Telaio alluminio
Aluminium frame



NO




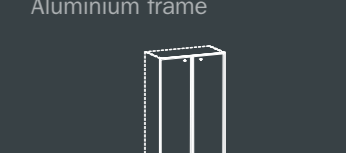
NO



NO



NO



VE




A



BA



BA



A



V



K



L



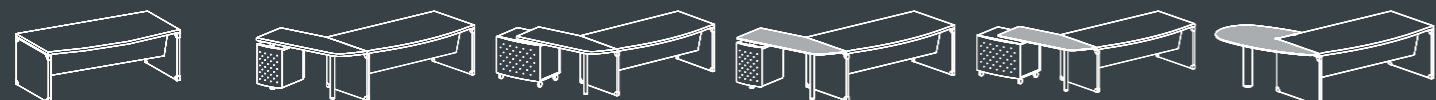
L



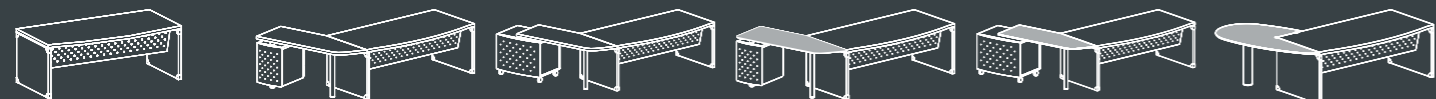
L

- NC - noce castiglia
- CA - ciliegio
- WE - wengè
- NO - noce canaletto
- VE - vetro
- I - bianco
- A - argento
- BA - bianco
- I - bianco
- V - vetro acidato bianco
- K - vetro moka
- L - brillantato cromo
- AA - alluminio

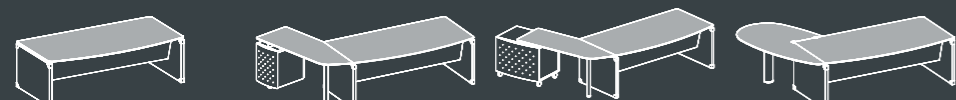
- NC - castiglia walnut
- CA - cherry
- WE - wengè
- NO - canaletto walnut
- VE - glass
- I - white
- A - silver
- BA - white
- I - white
- V - White etched glass
- K - Moka lacquered glass
- L - polished crome
- AA - aluminium



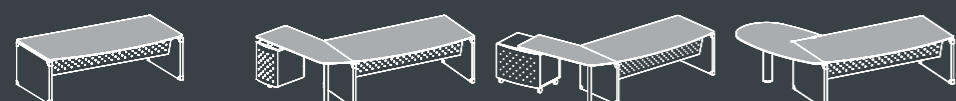
160-180-200x101 x 73,5 244-264-284x198 x 73,5 252-272-292x237 x 73,5 244-264-284x198 x 73,5 252-272-292x237 x 73,5 219-239-259x185 x 73,5



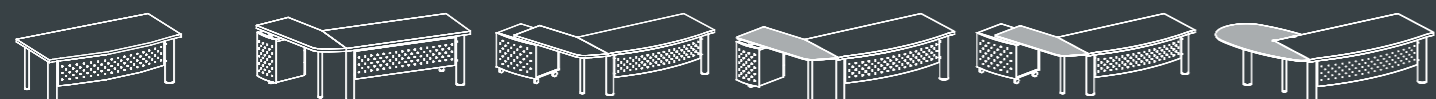
160-180-200x101 x 73,5 244-264-284x198 x 73,5 252-272-292x237 x 73,5 244-264-284x198 x 73,5 252-272-292x237 x 73,5 219-239-259x185 x 73,5



180-200x101 x 73,5 264-284x198 x 73,5 272-292x237 x 73,5 239-259x185 x 73,5



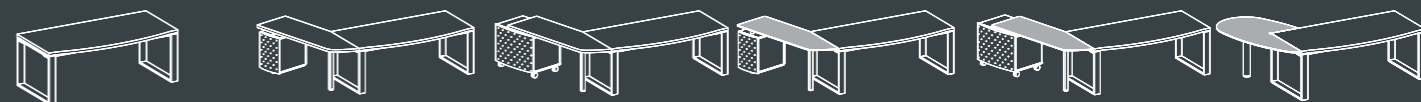
180-200x101 x 73,5 264-284x198 x 73,5 272-292x237 x 73,5 239-259x185 x 73,5



160-180-200x101 x 73,5 244-264-284x198 x 73,5 252-272-292x237 x 73,5 244-264-284x198 x 73,5 252-272-292x237 x 73,5 219-239-259x185 x 73,5



180-200x108-113 x 73,5 217-237x208-213 x 73,5 217-237x249-255 x 73,5 217-237x208-213 x 73,5 217-237x249-255 x 73,5



160-180-200x101 x 73,5 244-264-284x198 x 73,5 264-284x237 x 73,5 244-264-284x198 x 73,5 244-264-284x237 x 73,5 219-239-259x185 x 73,5



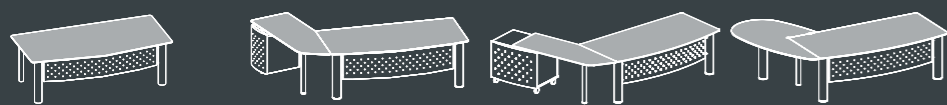
180x60x73,5 207x60x73,5 100x60x73,5



42x56x58 42x56x58,5 82x59x67



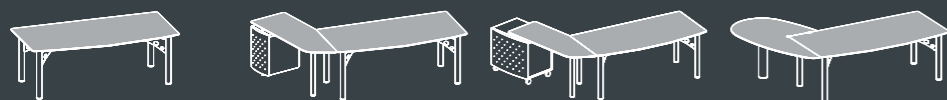
Ø100-120x72,5 Ø100-120x72,5 210x100x72,5 200-240x110x72,5 200-240x110x72,5 110x110x72,5



180-200x101 x 73 263-283x198 x 73 272-292x237 x 73 239-259x185 x 72



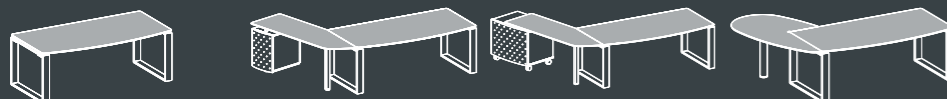
180-200x108-113 x 73 216-236x208-213 x 73 217-237x249-255 x 73



180-200x101 x 73 263-283x198 x 73 272-292x237 x 73 239-259x185 x 73,5



180-200x108-113 x 73 216-236x208-213 x 73 217-237x249-255 x 73



180-200x101 x 73 263-283x198 x 73 272-292x237 x 73 239-259x185 x 73,5



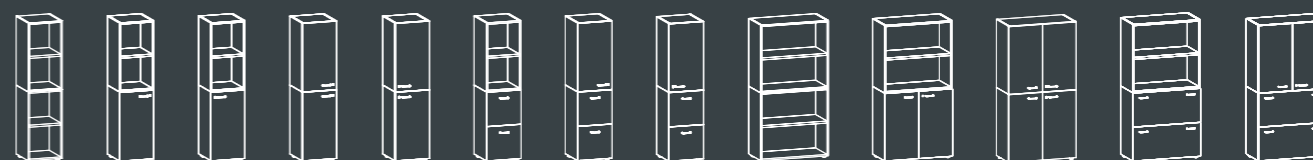
230x110x73 230x110x73 Ø120x73



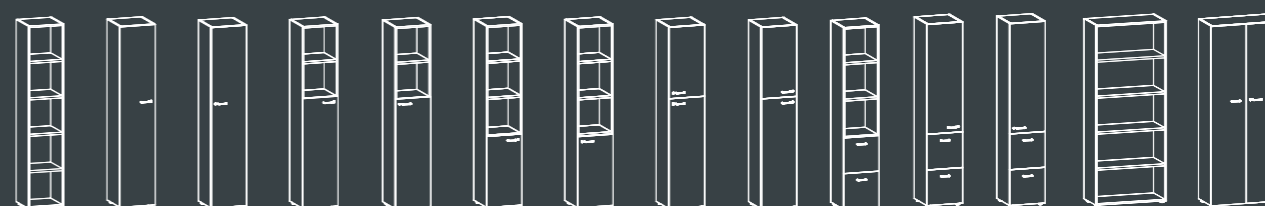
43x43x86 86x43x86



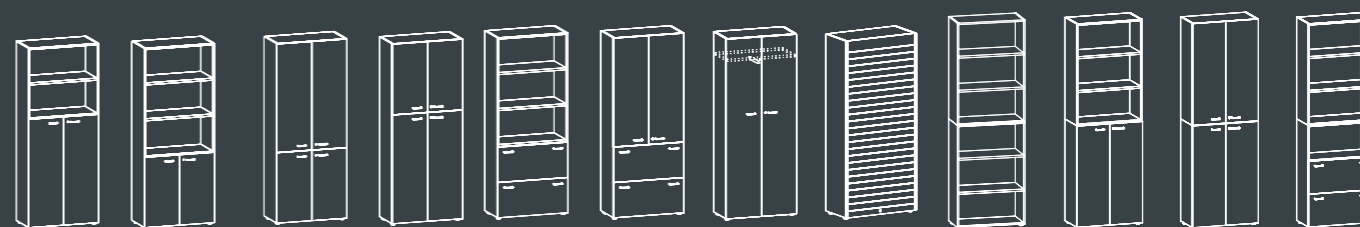
43x43x131 86x43x131



43x43x169 86x43x169



43x43x214 86x43x214




86x43x214 86x43x259

OPTIONAL



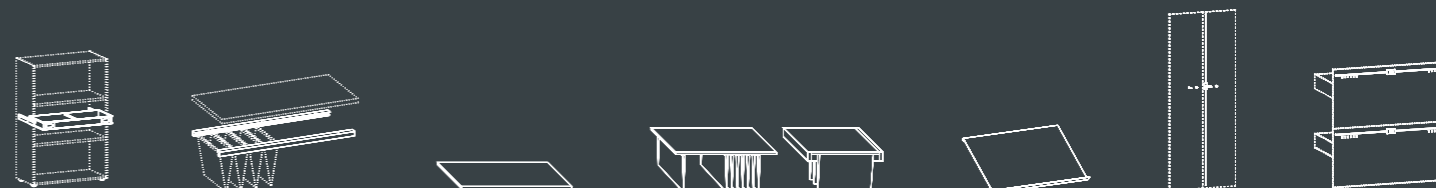
43x40x3 86x40x3 44,6x87 44,6x132 44,6x215 15x05 15x05 43-86x5x5



43x83 43x127 43x211 43x83 43x127 43x83 43x127 43x211



46,6x45 89,6x45 132,6x45 175,6x45 218,6x45 261,6x45



86x42x11 43-86x2,5x2,5 39-82x41 39-82x39,5 82x41

Librerie a spalla in melaminico integrabile con tutti i programmi.
Melamine bookcase to match with all lines.



noce/canaletto
canaletto/walnut



wengé
wengé



bianco
white



noce/castiglia
castiglia/walnut



ciliegio
cherry

LIBRERIA





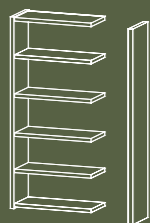




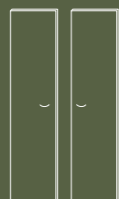




Strutture
Structures



Ante in legno
Wood veneers doors



Ante in melaminico
Melamine doors



NO




BO



NO




WE



AR




WE



NC



NZ




NC



CA


Ante vetro con telaio
Glass doors w/frame




BA



CA




BA




V



RO



K




GR


Scala metallica
Metal ladder




Telaio alluminio
Aluminium frame




A



A



I

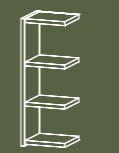


L

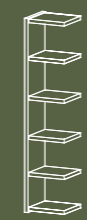
- NO - noce canaletto
- WE - wengè
- NC - noce castiglia
- CA - ciliegio
- BA - bianco
- RO - rovere
- GR - grigio
- FA - faggio
- BO - bobinga
- AR - acero
- NZ - noce nazionale
- L - brillantato cromo
- V - vetro acidato bianco
- K - vetro moka
- A - argento
- I - bianco

- NO - canaletto walnut
- WE - wengè
- NC - castiglia walnut
- CA - cherry
- BA - white
- RO - oak
- GR - grey
- FA - beech
- BO - bubinga
- AR - maple
- NZ - italian walnut
- L - polished chromed
- V - White etched glass
- K - Moka lacquered glass
- A - silver
- I - white

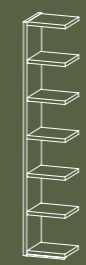
FIANCO REVERSIBILE
REVERSIBLE SIDE



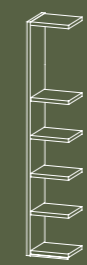
47x43x132



47x43x215

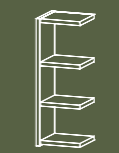


47x43x256



47x43x256

DIVISORIO
PARTITION



47x43x132



47x43x215



47x43x256



47x43x256

FIANCO REVERSIBILE
REVERSIBLE SIDE



90x43x132



90x43x215



90x43x256



90x43x256

DIVISORIO
PARTITION



90x43x132



90x43x215




90x43x256



90x43x256

FIANCO DI CHIUSURA
CLOSING SIDE



43x132




43x215



43x256

FIANCO DIVISORIO
PARTITION SIDE



43x132



43x215




43x256


SCHIENALI
BACKS



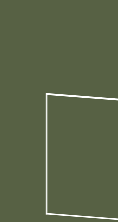
43x128



43x211




43x253



86x128

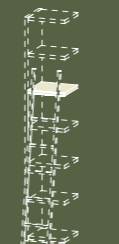


86x211




86x253

RIPIANO CON BINARIO - SHELF WITH RAIL




43x37



86x37



43x37



86x37

SCALA METALLICA
METAL LADDER



33x199



43x40
86x40

RIPIANI
SHELVES



86x40

ANTE IN VETRO CON TELAIO
GLASS DOORS WITH FRAME



43x45
86x45



43x83
86x83



43x127
86x127



43x211
86x211

ANTE LEGNO - VENEERED DOORS
(ZETA X, X-TIME MANAGER)



43x83
86x83

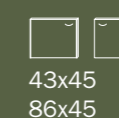


43x127
86x127



43x211
86x211

ANTE IN MELAMINICO - MELAMINE DOORS
(X-TIME WORK, MODELLO IDEA+, MEGA)



43x45
86x45



43x83
86x83



43x127
86x127



43x211
86x211

Programmi reception integrabili in vetro e melaminico.
Modular reception programs in melamine and glass.



bianco/vetro
white/glass



rovere/vetro
oak/glass




wengé/vetro
wengé/glass



ciliegio/vetro
cherry/glass

RECEPTIONGLASS



La desk-reception si trasforma in centro di smistamento di relazioni e incontri di lavoro. Felice convivenza di contenuti tecnici ed estetici, di moderna progettualità e tradizione artigianale.

The reception desk becomes a sorting and a meeting place. Happy combination of technical and esthetical aspects, of modern design and traditional handicraft.





RECEPTIONGLASS

I piani sagomati si sposano con le pannellature curve, garantendo una corretta privacy per lavorare assumendo la doppia valenza di arredo deputato all'accoglienza e isola di lavoro operativa autosufficiente.

Shaped working tops match with curved counters granting privacy to work on your own but at the same time to welcome the guests as well.





La flessibilità della pannellatura frontale offre infinite possibilità di interpretazione estetiche e funzionali; il maniglione di appoggio in alluminio ne è un esempio per dare la giusta connotazione d'arredo personalizzato.

The flexible character of the counters give a wide range of possibilities to furnish in a functional way and in accordance with your taste. The aluminium counter beam is just an example on how to give a personal touch to the reception unit.





RECEPTIONGLASS

Da curve morbide e sinuose le linee e le forme si trasformano in essenziali, rigorose, pulite e lineari, per inserire la reception in ogni spazio e rispondere al gusto e allo stile delle esigenze.

Curved, winding lines turn into essential, minimal, strict lines helping you to fit the reception unit in every space, answering your needs and corresponding also to your taste and style.



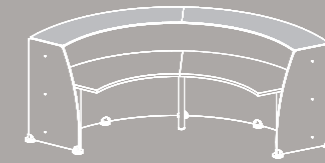
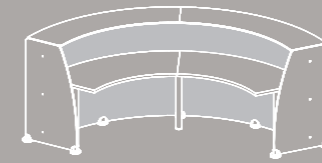
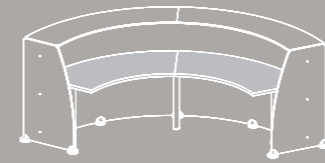
FINISHINGS & COLOURS




Plani melaminico
Melamine tops

Moduli
Modules




Top
Tops Reception



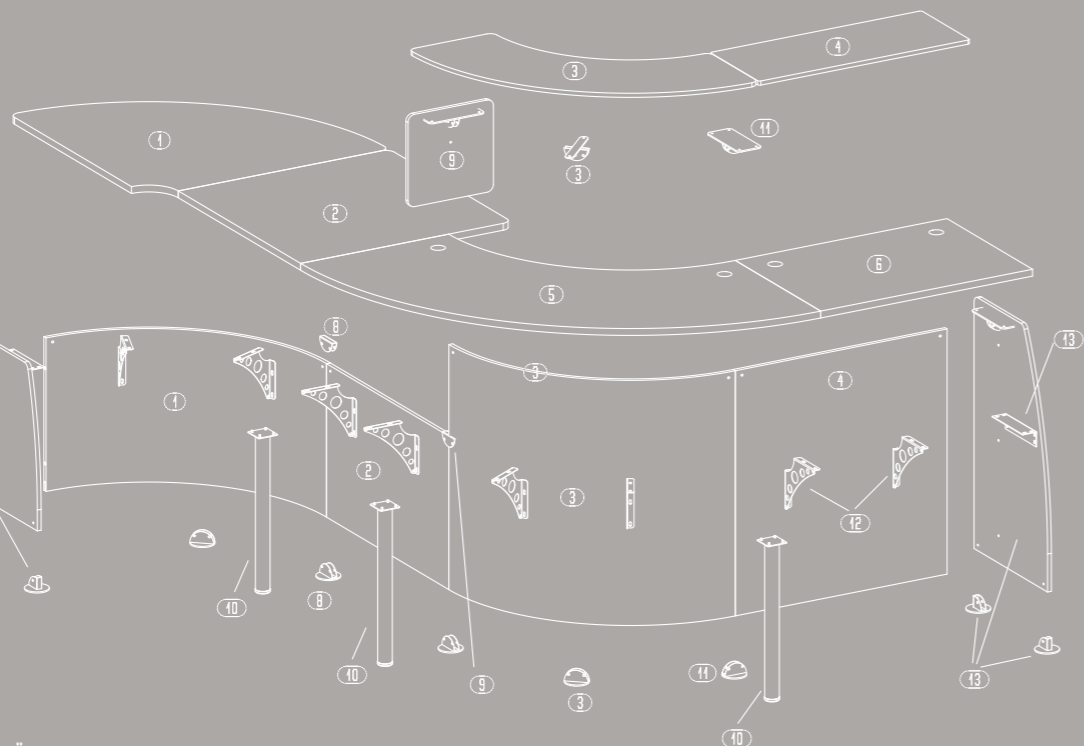
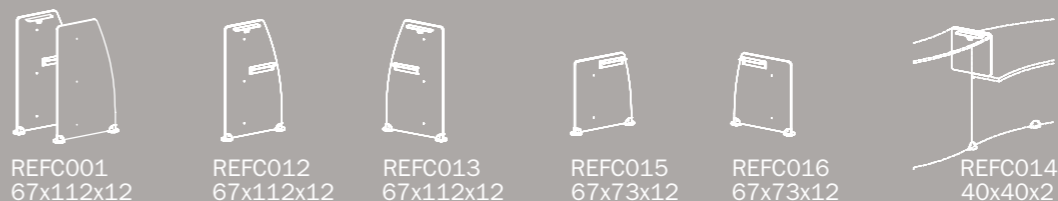
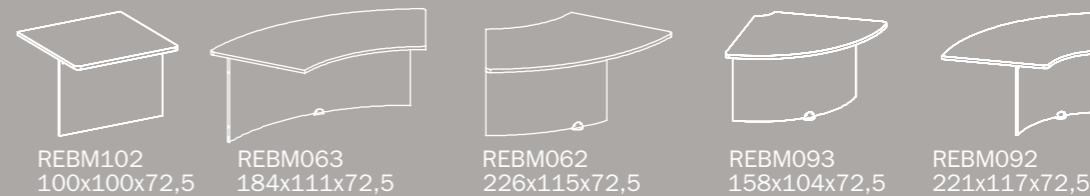
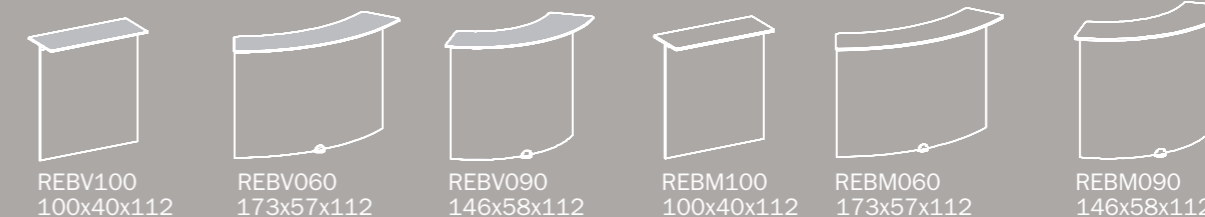
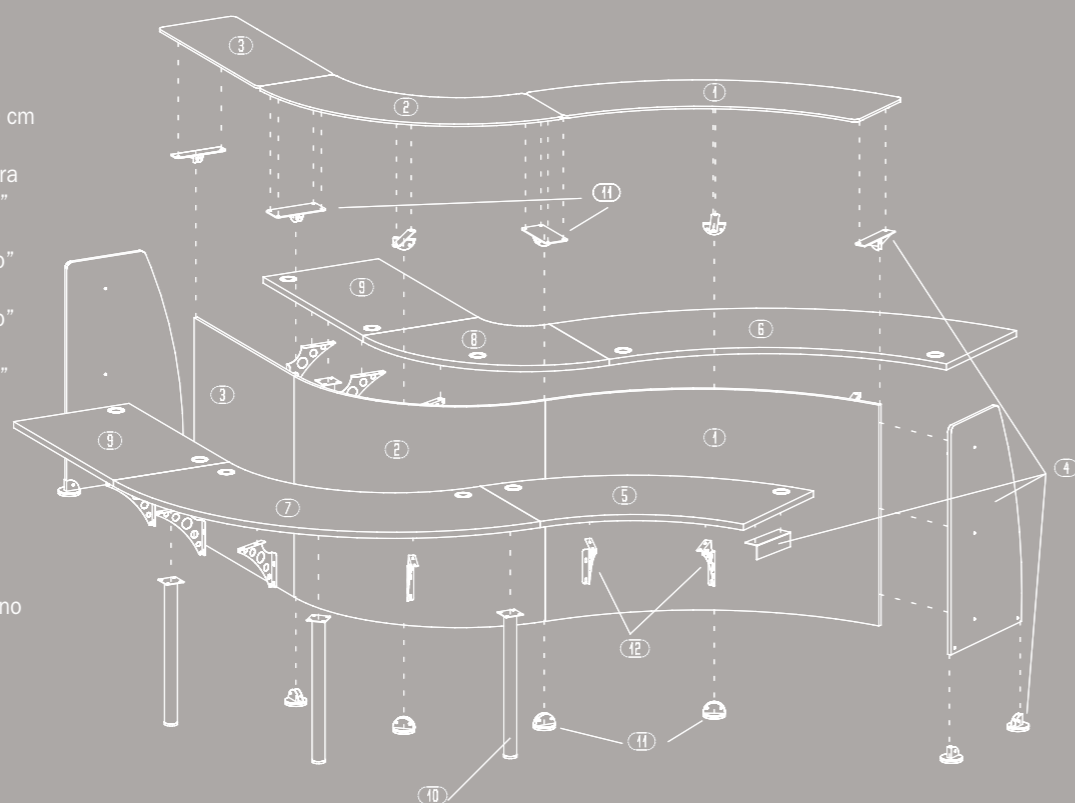
RO - rovere
WE - wengé
CA - ciliegio
BA - bianco
VE - cristallo



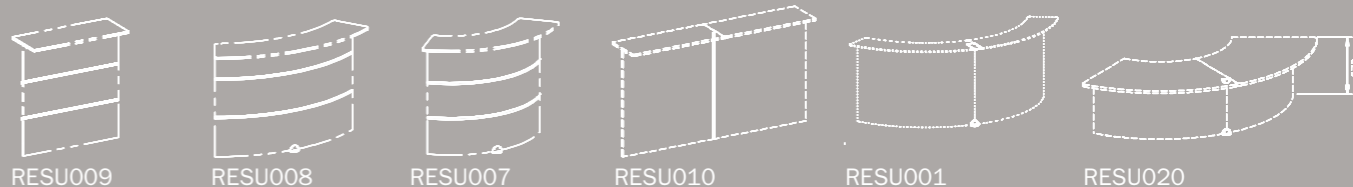

RO - oak
WE - wengé
CA - cherry
BA - white
VE - glass



- 1 - REBV060 Bancone curvo a 60° piano in cristallo
- 2 - REBV090 Bancone curvo a 90° piano in cristallo
- 3 - REBV100 Bancone dritto da 100 cm piano in cristallo
- 4 - REFC001 Coppia fianchi di chiusura
- 5 - REST151 Piano scrivania "interno" per curvo a 60°
- 6 - REST211 Piano scrivania "esterno" per curvo a 60°
- 7 - REST201 Piano scrivania "esterno" per curvo a 90°
- 8 - REST091 Piano scrivania "interno" per curvo a 90°
- 9 - REST101 Piano scrivania per bancone da 100cm
- 10 - REGA001 Gambone di sostegno per piani scrivania
- 11 - RESU001 Kit supporto + piedino per continuità
- 12 - RESU003 Coppia staffe di sostegno per piani scrivania



- 1 - REBM092 Bancone curvo a 90°basso interno
- 2 - REBM102 Bancone dritto da 100cm basso
- 3 - REBM090 Bancone curvo da 90° alto con piano in melaminico
- 4 - REBM100 Bancone dritto da 100cm alto con piano in melaminico
- 5 - REST201 Piano scrivania "esterno" per curvo a 90°
- 6 - REST101 Piano scrivania per modulo dritto da 100cm
- 7 - REFC016 Fianco di chiusura singolo basso sinistro
- 8 - RESU020 Kit supporto + piedino per continuità tra moduli bassi
- 9 - REFC014 Fianchetto di continuità per raccordo tra moduli alti e bassi
- 10 - REGA001 Gambone di sostegno per piani scrivania
- 11 - RESU001 Kit supporto + piedino per continuità
- 12 - RESU003 Coppia staffe di sostegno per piani scrivania
- 13 - REFC012 Fianco di chiusura singolo alto destro



RECEPTION







RECEPTION

Reception è anche postazione di lavoro operativo dove poter svolgere in modo discreto funzioni allargate di centralino e segreteria. Reception è in grado di coniugare eleganza, praticità ed ergonomia in stile con lo spazio.

The reception unit is a place where to carry out the activities of the office and of the switchboard. The Reception line combines elegance, functionality and ergonomics in accordance with the working place.

RECEPTION

Linee geometriche pulite, angoli a 90° per esaltare la pulizia dello spazio. Rappresentativa e curata nel dettaglio la reception esalta qualità e prestigio dell'ambiente anche nelle sue forme più elementari ed essenziali.

Straight and 90° counters: simple and essential shapes which highlight the quality and the glamour of the working place.





RECEPTION

Accogliere con gusto è indice di cortesia e professionalità. Arredare lo spazio reception con un prodotto dalle linee morbide e minimaliste dichiara il proprio stile e l'approccio al lavoro. Il gioco sapiente di piani, curve e finiture dichiarano la capacità di non lasciare nulla al caso.

Welcoming with taste is synonym of politeness and competence. Furnishing the reception area with winding and minimal elements shows your style and your skills at work.




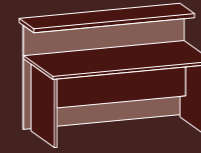




Moduli dritti
Front sides



Moduli curvi
Curved front sides

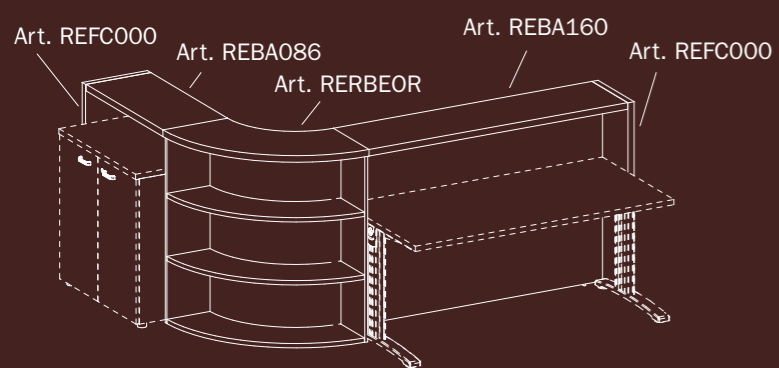
Top
Tops



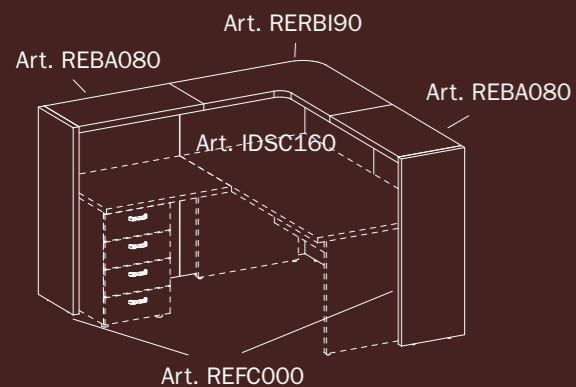
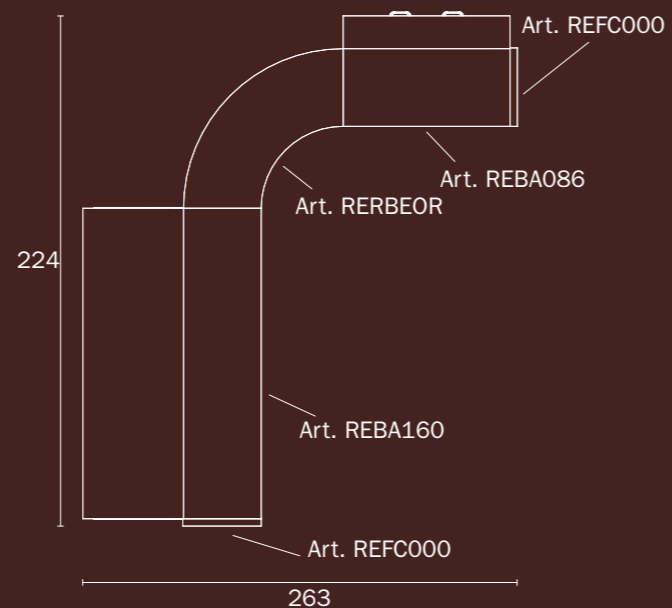
FA - faggio
CA - ciliegio
NC - noce castiglia
GR - grigio
A - argento

FA - beech
CA - cherry
NC - castiglia walnut
GR - grey
A - silver

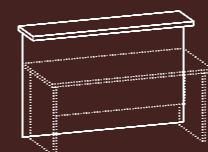
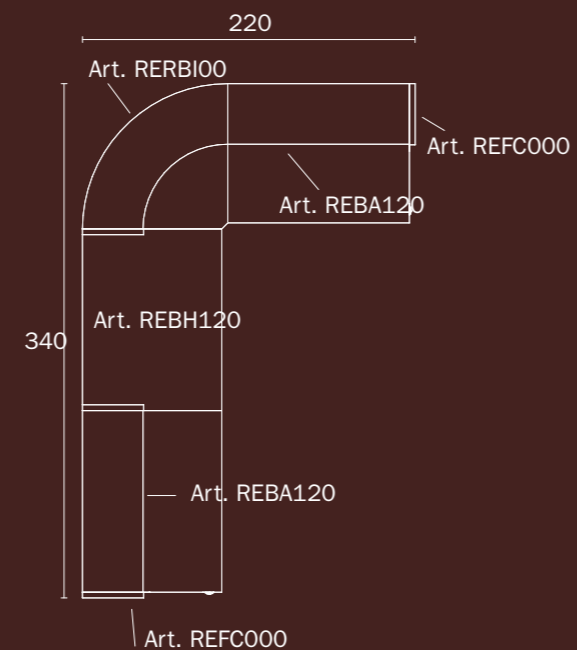
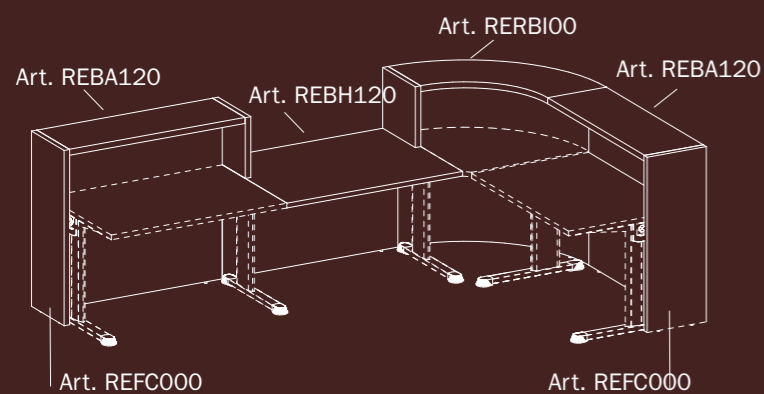
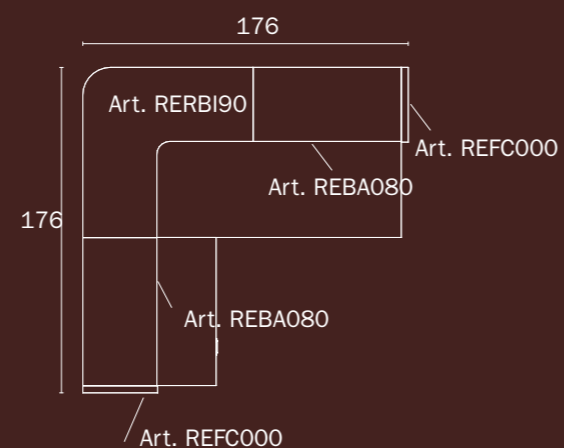




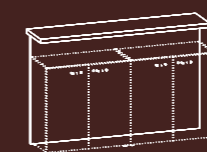
RECEPTION CON ANGOLO INTERNO PER MOBILI
RECEPTION WITH INTERNAL ANGLE FOR WALL UNITS



RECEPTION CON ANGOLO INTERNO PER SCRIVANIE
RECEPTION WITH INTERNAL ANGLE FOR DESKS



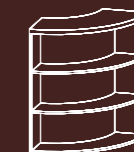
80-100-120-140-160-180
x40x112



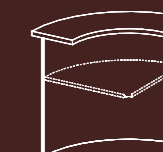
86-129-172-215
x40x112




96x96x112



82x82x112



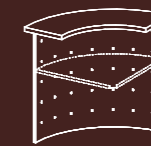
96x96x112



96x96x112



82x82x112



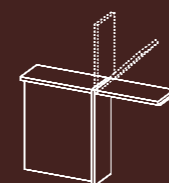
96x96x112



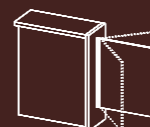
92x92x112



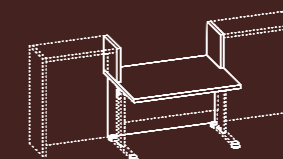
40x112



75x40



75x80



80-120x40x73

Il programma Reception viene abbinato alle seguenti serie:
The Reception program can be comined with the following lines:

MODELLO IDEA +

MEGA

Consultare il listino prezzi per gli accessori e le caratteristiche tecniche.
Consult price-list for accessories and for technical characteristics.

Soluzioni di strutture. Structure solutions.



tube
pag. 122



011
pag. 138



epsilon
pag. 156



jet
pag. 170



system
pag. 180



net
pag. 196



pannello
pag. 200

Sistemi operativi integrati in melaminico.
Melamine operative, integrated systems.

MODELLO IDEA+



MODELLO IDEA⁺TUBE

Ludwig Mies van der Rohe riassume la sua concezione dell'architettura con il motto "less is more". Oggi il razionalismo riconquista l'ambiente ufficio, che si lascia affascinare dalla purezza delle forme, dall'uso di strutture metalliche semplici, dai moduli strutturali "visibili", e soprattutto da una rinnovata filosofia della funzionalità che mette al centro dell'attività progettuale l'uomo e i suoi movimenti.

Ludwig Mies van der Rohe summarised his concept of architecture in the motto "less is more". Today rationalism has once again won over the office environment and is charmed by the purity of the shapes, the use of simple metal structures, the "visible" structural modular units and most of all by a renewed philosophy of functionality which place man, his movement and his work at the centre of design activity.





Composizione che esprime la nuova filosofia dell'ufficio direzionale. Soluzioni funzionali d'avanguardia e immagine importante sintetizzano un nuovo modo d'operare con l'ufficio e il mondo.

New philosophy of the executive office. Innovative functional solutions and nice look synthesize a new way of interacting with the office space and the world.








La gamba in metallo è regolabile in altezza grazie ad un meccanismo elementare che garantisce un range di 20cm. Particolare attenzione è stata posta al cablaggio delle postazioni, sia in orizzontale che in verticale. Dettagli di un sistema funzionale per rispondere alle necessità del buon lavoro.

The height of the metal leg is adjustable thanks to a clip or rack system which provides a range of 20 cms. Special care has been given to the wiring of working places, both horizontal and vertical. Details of a functional system to answer to the needs of an efficient work.











Dalle postazioni multiple, alle singole. Nuova dimensione alle scrivanie integrate al box operativo bifacciale con ante scorrevoli. Il gioco degli elementi e l'accostamento delle finiture crea posti di lavoro rigorosi ma personalizzati per agevolare la propria attività.
From multiple to individual workstations. New dimension to the desk integrated with the operative box with sliding doors. The combinations of elements and finishes create rigorous but customized workstations to support all activities.

MODELLO **IDEA⁺**01





Modello Idea+ è un sistema dotato di elevata flessibilità che consente di creare aree di diversa funzionalità con l'utilizzo della paretina divisoria aggregata alla scrivania.

Modello Idea+ line is a high flexible system which allows to create different, very functional working areas with the help of the partition, joint to the desk.

Tutto si sviluppa attorno al binario centrale con divisorio e sportelli. I divisori generano spazi individuali in cui l'accesso ai cablaggi viene semplificato dallo sportello apribile che cela il vano raccogli-cavi e multiprese. Everything is developed around the central rail that can be equipped with flip-up covers and frontal panels. Screens create individual spaces where cable management is simplified by the flip-up cover that hides the cable tray.









Il box operativo con cablaggio permette di canalizzare le superfici di lavoro in modo rapido ed elementare. Il top access, integrato al contenitore, può ospitare le scatole multi presa: connetti la tua postazione di lavoro nel modo migliore.

The operative box with cable system allows an easy management of cables in the workstation. The top access with flip-up cover integrated in the box contains all electrical sockets: connect you workstation in the best way.



Modello Idea+ è anche un sistema bench a piani condivisi. Ogni elemento manifesta una sua propria filosofia generata dallo studio degli spazi e dall'evoluzione tecnologica e informatica.

Modello Idea+ is also a benching system with shared desktops. Each element has its own character and has been carefully studied giving importance to the working space and the technological progress.



I piani integrati alle cassettiere creano soluzioni di continuità tra volumi chiusi e superfici di lavoro. Il complemento viene trasformato in superficie per ampliare funzionalità e operatività, dove lavorare diviene più facile.

Desks integrated with pedestals create continuous solutions between closed volumes and work surfaces. The solution expands functionality and work becomes easier.





Paretine, scrivanie ed accessori
creano spazi separati per disegnare
postazioni adatte al front-office e al
ricevimento.

Screens, partitions, desks and
accessories create separate posts
suitable for the front-office and the
reception.



MODELLO **IDEA⁺** ypsilon

Progetto senza tempo, intelligente e funzionale, la classica gamba a "L" di forte spessore, predisposta per l'alloggiamento dell'elettrificazione; un oggetto sempre nuovo.

Evergreen design, intelligent and functional, the "L" shaped leg is a classic leg fitted for cable management, an item always new.





Il box bifacciale diventa l'elemento di aggregazione delle scrivanie accessoriate da binari e sportelli per il cablaggio. Postazioni di lavoro multiple che consentono di agevolare la comunicabilità e il lavoro del singolo.

The operative box becomes the element of aggregation of desks equipped with rails and flip-up cover for the cables. Multiple workstations that facilitate communication and at the same time individual work.





MODELLO **IDEA⁺** ypsilon

Grazie alla versatilità degli elementi contenitori si possono creare postazioni singole o multiple, in cui gli elementi strutturali di contenimento si integrano al binario attrezzato con i vani passacavi, che ospitano prese e connessioni.

Thanks to the versatility of the elements, the operative box can create single or multiple workstations. The structural elements can be integrated to the accessories rail with flip-up covers that host sockets and connections.







Strutture, piani, paretine e accessori consentono di creare elementi reception dalle caratteristiche diverse e funzionali.

Frames, tops and partitions create a reception unit with different and functional features.





MODELLO **IDEA⁺jet**

Caratteristica gamba decentrata ad "L", un mix di modernità e tradizione per abbinare l'estrema duttilità degli elementi al continuo evolversi del "modus operandi" dal lavoro del singolo al lavoro di gruppo.

Distinctive "L" shaped leg: a mix of modernity and tradition to adapt itself to the work of one person and of the team as well.





Interpretare la superficie di lavoro coniugando spazio e mobili contenitori. Semplici elementi aggregabili che ampliano le superfici e rispondono al rigore funzionale. Integrando il binario centrale con sportelli alla scrivania si risolve la necessità di connessione al mondo esterno.

Interpret the work surface combining space and storage units. Simple elements that extend surfaces and answer to the functional rigor. By integrating the central rail with flip-up covers you can find solution to the need to be connected.







La flessibilità compositiva rappresenta un punto di forza del sistema Modello Idea+.
Innovazione, design, ergonomia e qualità dei materiali: sono gli assiomi per disegnare originali isole di lavoro con ottimizzazione di spazi e funzioni.
Flexibility of the elements is the strong point of the Modello Idea+ line. Innovation, design, ergonomics and quality of the materials are important aspects to create working islands optimizing the room and the functions.





MODELLO **IDEA+** system

Caratterizzata da una gamba decentrata dalle linee morbide e curve. Questa variante offre un prodotto evoluto e completo, facilmente armonizzabile ad ogni contesto.

Leg of soft and curved lines. This model offers a complete product, fully developed, which can be easily fitted in any context.

Tipologie di strutture. Structure solutions.



fissa / fixed



regolabile
con viti
height adjustable
with screw



regolabile
con manovella
height adjustable
with handle



Questa soluzione di gamba è prevista in tre tipologie regolabili in altezza per meglio adattarsi alle necessità ergonomiche ed operative dell'utente senza rinunciare alla caratteristica immagine estetica.

This model of leg has three types of height adjustment to better adapt itself to the ergonomic and operative needs of the user without giving up its distinctive look.









Operatività singola o di gruppo.
Modello Idea+ risolve ogni necessità
rispettando funzionalità ed estetica.
Condivisione dello spazio e uso dei
colori creano composizioni comode
e personalizzate.
Gli accessori accrescono e
semplificano l'operatività della
postazione.

Individual or multiple workstations.
Model Idea + solves every need
respecting functionality and
aesthetics. Sharing spaces and
using combination of colors it's
possible to create comfortable and
personalized compositions.
Accessories enhance and simplify
activities.

Paretine in tessuto, piani, materiali e colori permettono di trasformare il luogo di lavoro in uno spazio dinamico e creativo.

Partitions in fabric, tops, materials and colours help to change the working place into a dynamic and creative room.









Sagomature originali ed eleganti per creare spazi lavoro dalle grandi superfici. Grazie ad una forte modularità è possibile ottenere molte forme sempre nuove. Original and elegant shapes to create working spaces with big surfaces. Thanks to a wide modularity is possible to get different shapes always new.



MODELLO **IDEA⁺**net

Essenziale, quasi minimalista nella riedizione della gamba net dalle linee pulite. La modernità supera il tradizionale. La gamma è completata dalla soluzione regolabile in altezza.

Essential, almost minimalist is the Net leg with its clean lines. Modernity excelled tradition. The range is completed by the height adjustable option.

Tipologie di strutture. Structure solutions.



fissa / fixed



regolabile con viti /
height adjustable
by screw



I piani sagomati o lineari utilizzati contrapposti permettono di ottenere svariate soluzioni. Semplicità e flessibilità allo stesso tempo per offrire ampiezza di forme spaziali.

The compact or straight tops put side by side allow various solutions. Simplicity and flexibility at the same time to offer big surfaces.





MODELLO **IDEA+** pannello

Pratica, attuale, classica, consente di arredare gli spazi lavoro con estrema rigorosità e funzionalità assumendo un ruolo da vera protagonista.

Practical, fashionable and classical at the same time, Modello Idea+ plays a leading role helping you to furnish the working places with the utmost rigour and functionality.



Grande semplicità per una totale operatività e per la gestione razionale delle postazioni di lavoro. Flessibilità di aggregazione tra contenitori e piani di lavoro permettono di ottenere anche in piccoli spazi postazioni che rispondono a ogni necessità.

A simple system to create and manage every type of workstations. Flexibility in aggregating desktops and storage units in order to satisfy every need.





Tradizione e modernità
dall'atmosfera coinvolgente,
pensate per creare ambienti dove
stile e professionalità siano in
sintonia con prestazioni ed
immagine.

Snug tradition and modernity create
places where elegance and skill
meet performance and image.





MODELLO **IDEA+** riunione

Tavoli riunione o meeting, monolitici o composti, ma sempre con il confort dato da un arredo adeguato.

Simple or compound meeting tables, always comfortable and tasteful.



Forme e dimensioni facilitano la collaborazione e il contatto visivo oltre ad aiutare il dialogo, in ambienti funzionali ed altamente rappresentativi.
Shapes and dimensions make cooperation, dialogue and visual contact easier in a functional and beautiful place.



Maniglia standard. Standard handle.

MODELLO IDEA+



Alluminio.
Aluminium.

Dettagli, finiture e soluzioni tecniche in primo piano per dare il giusto risalto al contenere, archiviare, consultare. Diverse forme, tipologie, usi e capacità fanno del contenimento l'elemento fondamentale di Modello Idea+. Materiali, tecnologia estetica e accostamenti cromatici creano infinite possibilità di soluzioni e composizioni.

Details, finishes and technical solutions in the foreground to set off the filing, storing and consulting. Storage units are an essential part of the Modello Idea+ line thanks to their different models, uses and capacities. Materials, design and colour matchings create endless solutions and compositions.

Maniglie opzionali. Optional handles.

ZEN

SOFT

POP



Alluminio.
Aluminium.



Cromate.
Chromed.






Contenere e archiviare:
la necessità quotidiana del
"creare ordine" trova soluzione
nei mobili con struttura
melaminica o metallica.

Containing and storing:
the everyday need to create
order finds solution in the storage
systems with melamine or metal
structure.



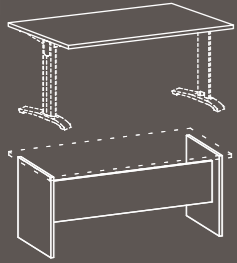


Gli sportelli apribili sulla scrivania e sul box operativo permettono la completa ispezionabilità del vano cablaggio. In evidenza il sistema di chiusura soft inserito negli sportelli e la cassettera all'interno dell'anta scorrevole.

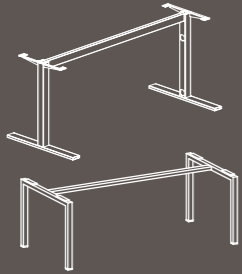
The flip-up cover on the desk and on the operative box allows an easy inspection of the cables. Detail of the soft-closing system of the flip-up covers and the pedestal inside the operative box.



Piani scrivania, Gamba Pannello, Raccordi, Gonne Desktops, Panel legs, Corner junctions, melamine modesty panel



Struttura Tube - Struttura 011 Tube structure - 011 structure



Strutture Ypsilon, Jet e System Ypsilon, Jet and System structures



Divisorio melaminico Melamine frontal panel



Cassettiere Pedestals



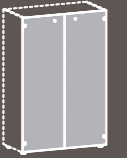
Ante, frontali, top e fianchi melaminico Melamine Doors, frontals, tops and sides



Scocche mobili e ripiani melaminico Melamine unit frames and shelves



Ante vetro Glass doors



FA	I	I	GR	GR	FA	FA	GE
GR	A	A	CA	CA	GR	GR	
CA	N	N	NC	NC	CA	CA	NC
NC	NO	NO	NO	NO	NC	BA	BA
NO	A	A	BA	BA	NO	AA	V
BA	I	I	RO	RO	BA	N	K
RO	A	A	A	A	RO	RO	RO
I	N	N	A	A	I	I	I
A	C	C	I	I	A	A	L

Struttura Net Net structure



Carter Ypsilon, Jet e System Ypsilon, Jet and System carters



Gonne in metallo Metal modesty panels



Divisorio e mensola MDF MDF frontal panel and upper shelf




*alluminio solo scocche di cassettiere e mobili di servizio

*aluminium only pedestals and mobile cabinets frame

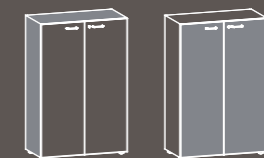
- FA - faggio
- GR - grigio
- CA - ciliegio
- NC - noce castiglia
- NO - noce canaletto
- BA - bianco
- RO - rovere
- A - argento
- N - nero
- C - cromo
- GE - vetro grigio Europa
- V - vetro acidato bianco
- K - vetro moka
- AA - alluminio
- L - brillantato cromo

- FA - beech
- GR - grey
- CA - cherry
- NC - castiglia walnut
- NO - canaletto walnut
- BA - white
- RO - oak
- A - silver
- N - black
- C - chrome
- GE - Europe grey glass
- V - White etched glass
- K - Moka lacquered glass
- AA - aluminium
- L - polished chrome

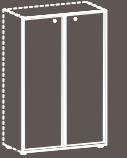
Ante vetro con telaio alluminio Glass doors with aluminium frame



Scocche e ante metalliche Metal unit frames and doors



Telaio alluminio Aluminium frame



Sistema cablabile
Cable system

Divisori per sistema cablabile
Frontal panel for cable system

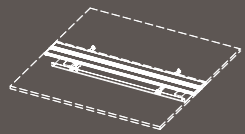
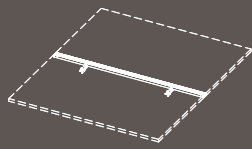
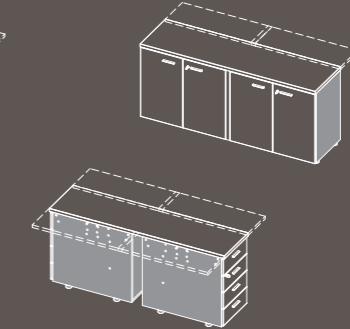
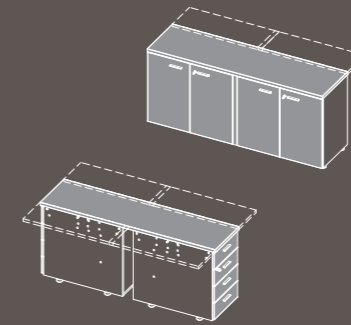
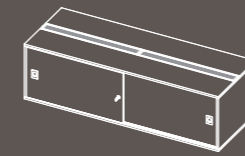
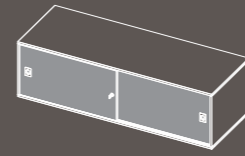
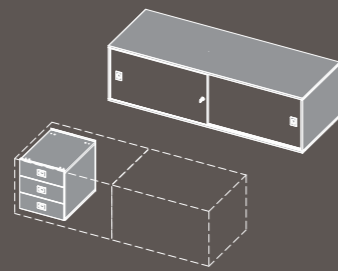
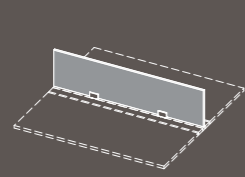
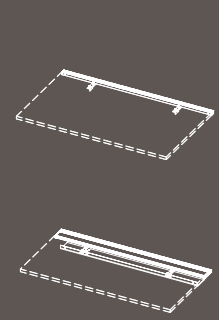
Box operativo/cassettiera:
struttura, frontali cassetti
Operative box/pedestal: structure,
drawers frontal

Box operativo: ante scorrevoli
Operative box: sliding doors

Box operativo: sportello apribile
Operative box: flip-up cover

Cassettiere e mobili altezza
scrivania: top e frontali
Desk height pedestal and
storage: tops, doors and fronts

Cassettiere e mobili
altezza scrivania: struttura
Desk height pedestal and
storage: structure



 F	 BA	 FA
 BA	 AA	 GR
 AA		 CA
 I		 NC
 I	 C	 NO
 A	 G	 BA
	 R	 RO

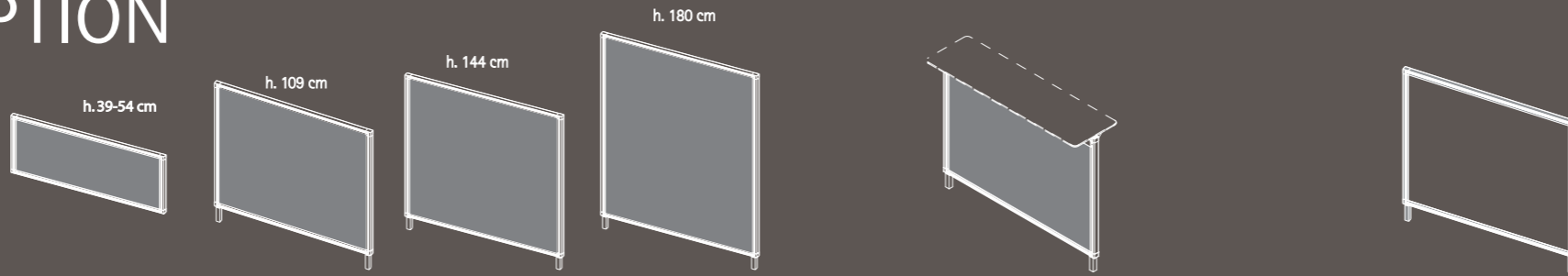
 A	 FA	 BA
 I	 GR	 AA
	 CA	
	 NC	
 I	 NO	 BA
 C	 BA	 AA
 G	 RO	
 R		 A
		 I

FA - faggio
GR - grigio
CA - ciliegio
NC - noce castiglia
NO - noce canaletto
BA - bianco
RO - rovere
I - bianco
A - argento
V - vetro acidato
bianco
F - vetro satinato
2 lati
K - vetro moka
AA - alluminio
L - brillantato cromo
I - Beige
C - Celeste
G - Grigio Melange
R - Rosso

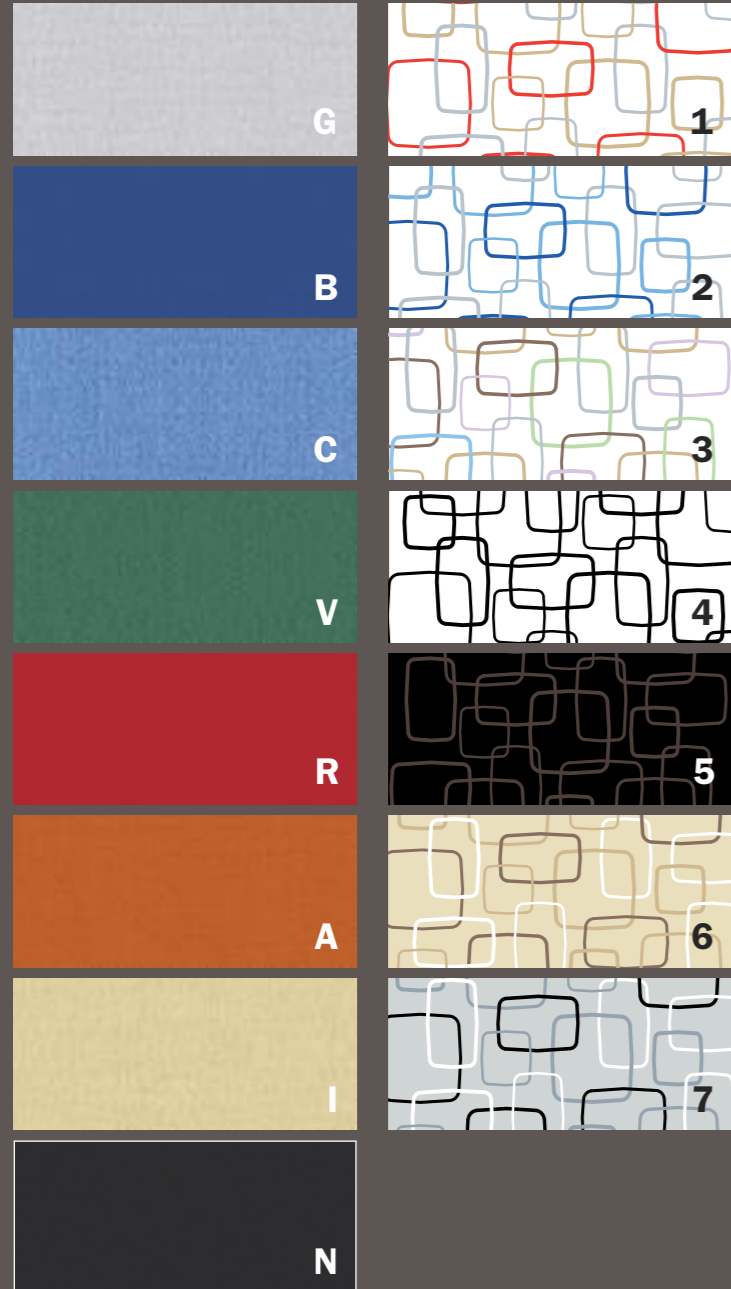
FA - beech
GR - grey
CA - cherry
NC - castiglia walnut
NO - canaletto walnut
BA - white
RO - oak
I - white
A - silver
V - White etched glass
F - double-face
frosted glass
K - Moka lacquered
glass
AA - aluminium
L - polished chrome
I - Beige
C - Light Blue
G - Grey Mélange
R - Red

SCREEN E RECEPTION


Screen and Reception



Tessuto
Fabric




Polycarbonato
Polycarbonate




Metacrilato
Methacrylate




Melaminico 8mm
Melamine 8mm




Melaminico 25mm
Melamine 25mm



Melaminico 8mm
Melamine 8mm



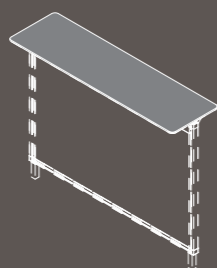
Telaio
Frame



- FA - faggio
- GR - grigio
- CA - ciliegio
- NC - noce castiglia
- NO - noce canaletto
- BA - bianco
- RO - rovere
- I - bianco
- A - argento
- AA - alluminio
- G - Grigio melange
- B - Blu
- C - Celeste
- V - Verde melange
- R - Rosso
- A - Arancio
- I - Beige
- N - Nero
- 1 - Anelli rossi
- 2 - Anelli blu
- 3 - Anelli multicolori
- 4 - Anelli neri
- 5 - Fondo nero
- 6 - Fondo beige
- 7 - Fondo grigio

- FA - beech
- GR - grey
- CA - cherry
- NC - castiglia walnut
- NO - canaletto walnut
- BA - white
- RO - oak
- I - white
- A - silver
- AA - aluminium
- I - Beige
- C - Light Blue
- G - Grey Mélange
- R - Red
- G - Grey Mélange
- B - Blue
- C - Light Blue
- V - Green Mélange
- R - Red
- A - Orange
- I - Beige
- N - Black
- 1 - Red rings
- 2 - Blue rings
- 3 - Multicoloured rings
- 4 - Black rings
- 5 - Black background
- 6 - Beige background
- 7 - Grey background

RECEPTION Reception



Piano melaminico
Melamine Top

Piano vetro
Glass Top




CA




S



RO



K



NC




R



NO



V



GR



FA

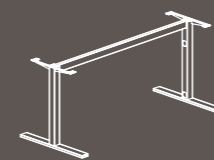


BA

FA - faggio
GR - grigio
CA - ciliegio
NC - noce castiglia
NO - noce canaletto
BA - bianco
RO - rovere
S - azzurrato
K - moka
R - rosso
V - bianco

FA - beech
GR - grey
CA - cherry
NC - castiglia walnut
NO - canaletto walnut
BA - white
RO - oak
S - Light Green
K - Moka
R - Red
V - White

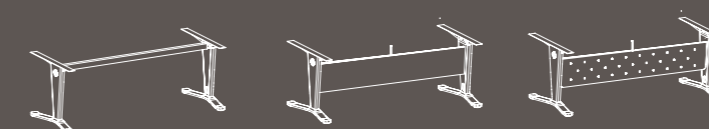
Struttura Tube - Tube Leg



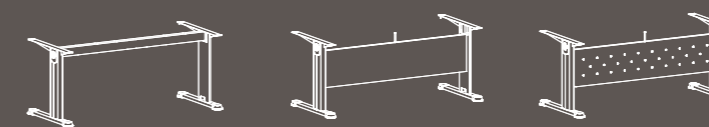
Struttura 01 - 01 Leg



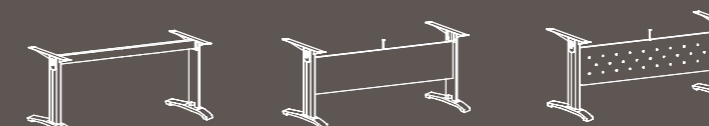
Struttura Ypsilon - Ypsilon Leg



Struttura Jet - Jet Leg



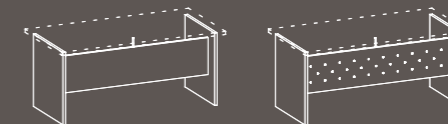
Struttura System - System Leg



Struttura Net - Net Leg



Struttura Pannello - Panel Leg



80-100-120
140-160-180x35



80-100-120
140-160-180x35



80-100-120-180
x5x5



80-100-120
140-160-180



Ø100-120
x72,5



Ø100-120
x72,5



200-240x110x72,5



200-240x110x72,5



110x110x72,5



210x110x72,5



70x110x72,5

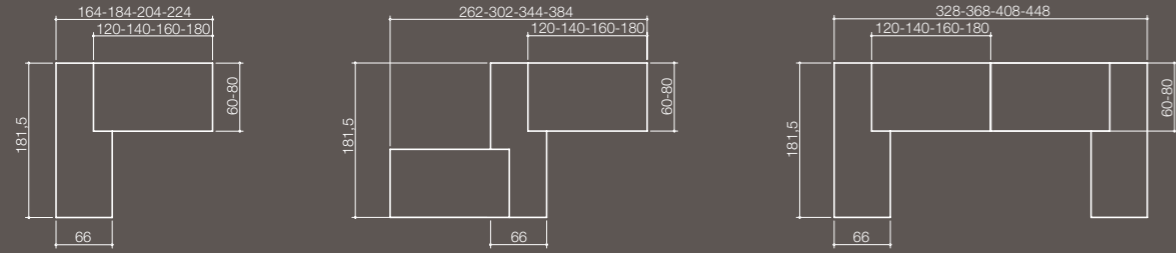


210x100x72,5

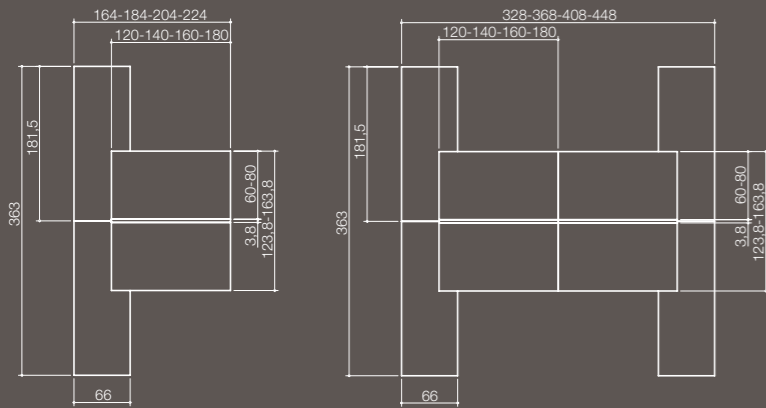
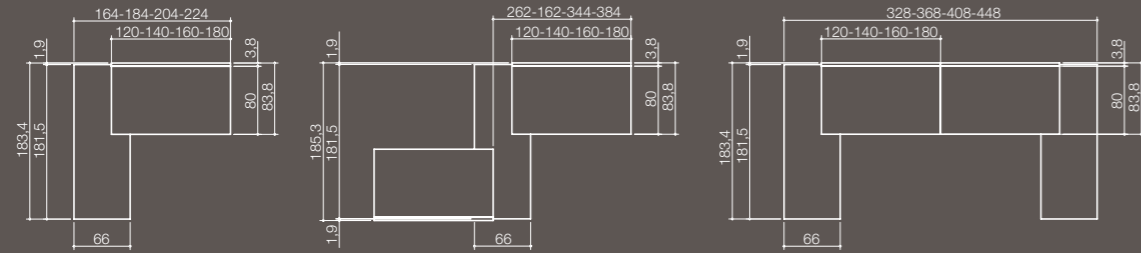


210x100x72,5

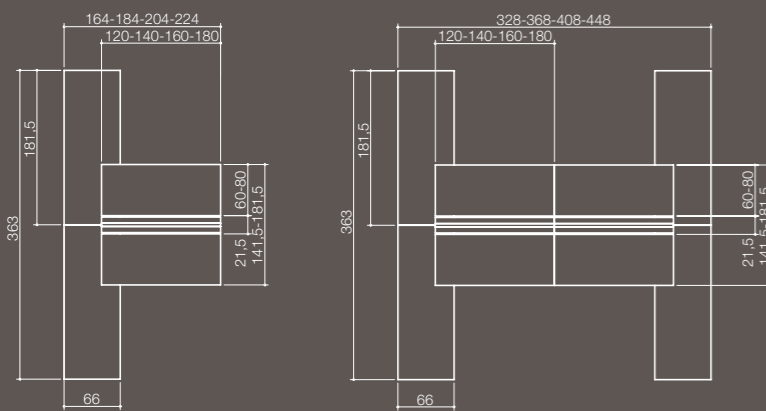
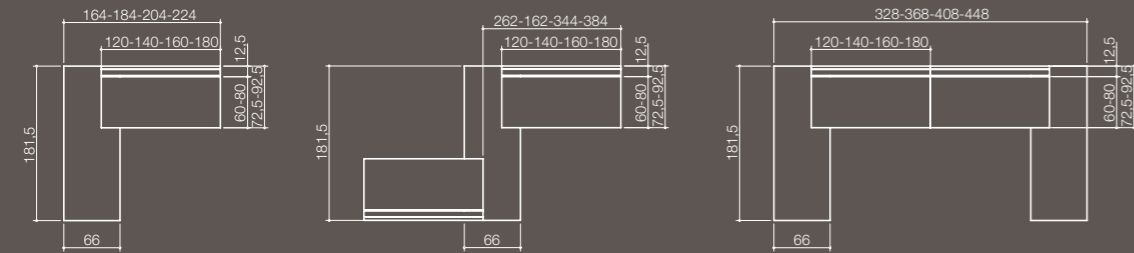
Scrivanie con box - Desks with box



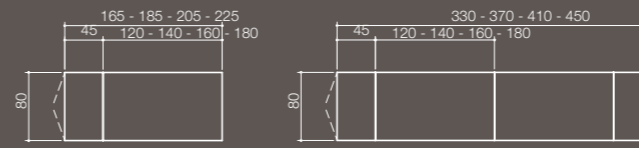
Scrivanie con binario e box - Desks with rail and box



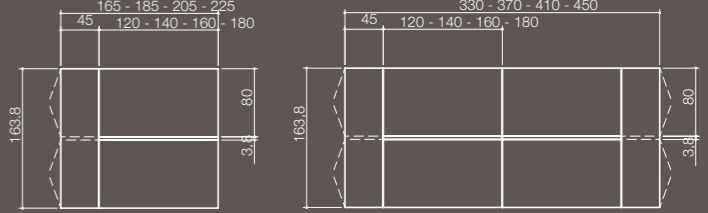
Scrivanie con sportelli e box - Desks with top access and box



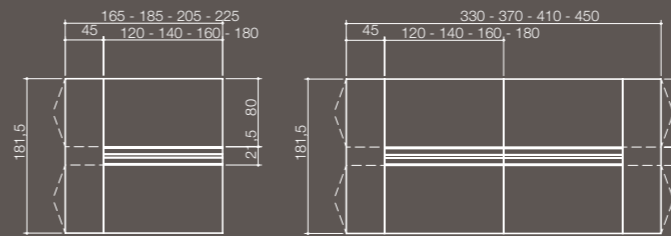
Scrivanie con contenitori complanari
Desks with desk-height storage system



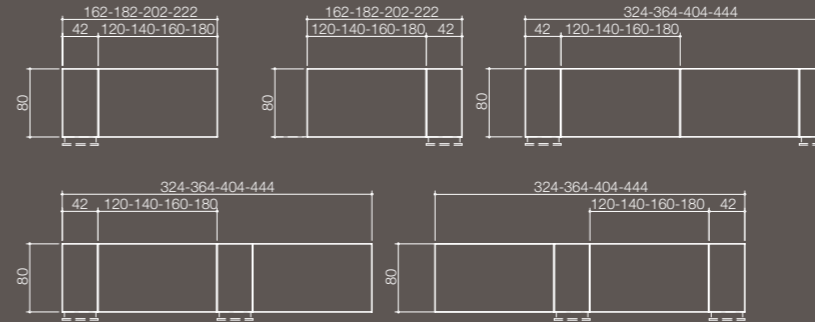
Bench con binario e contenitori complanari
Bench desks with rail and desk-height storage system



Bench con sportelli e contenitori complanari
Bench desks with top access and desk-height storage system



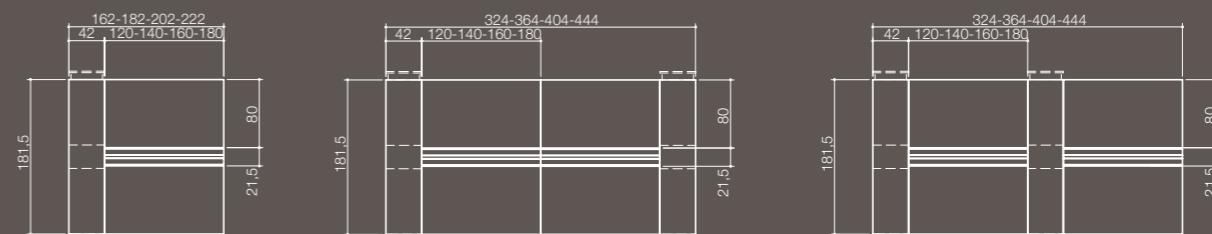
Scrivanie con cassettiere complanari
Desks with desk-height pedestals

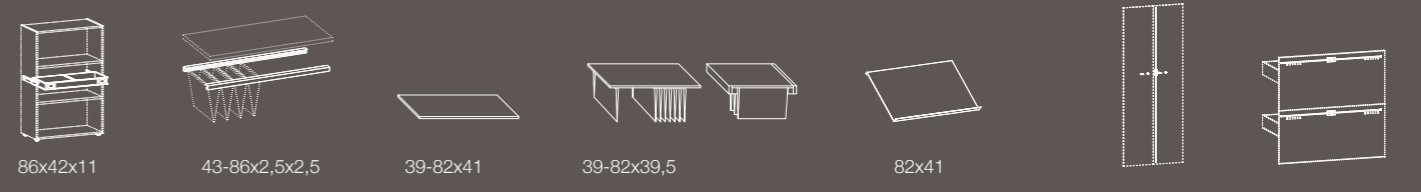
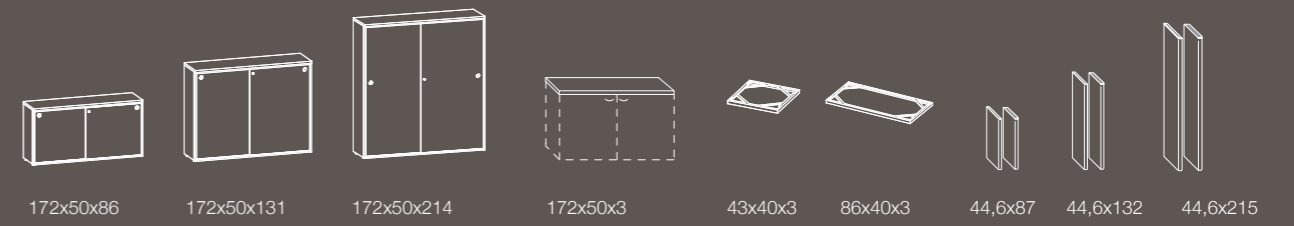
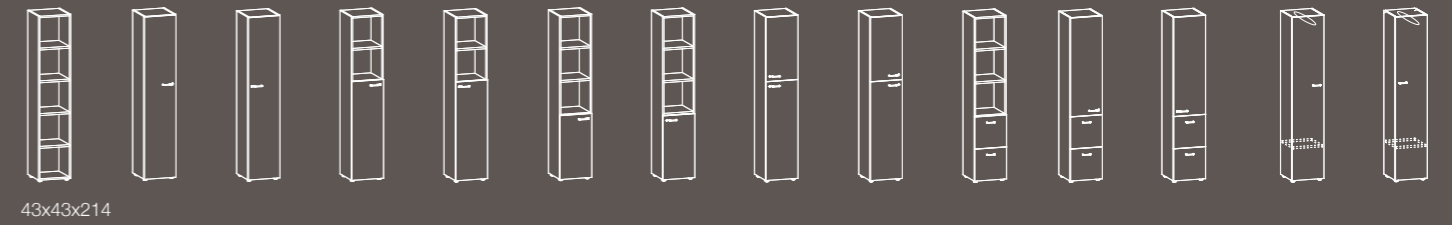
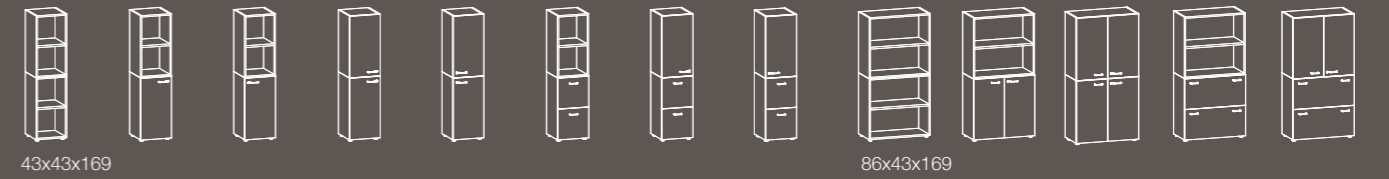

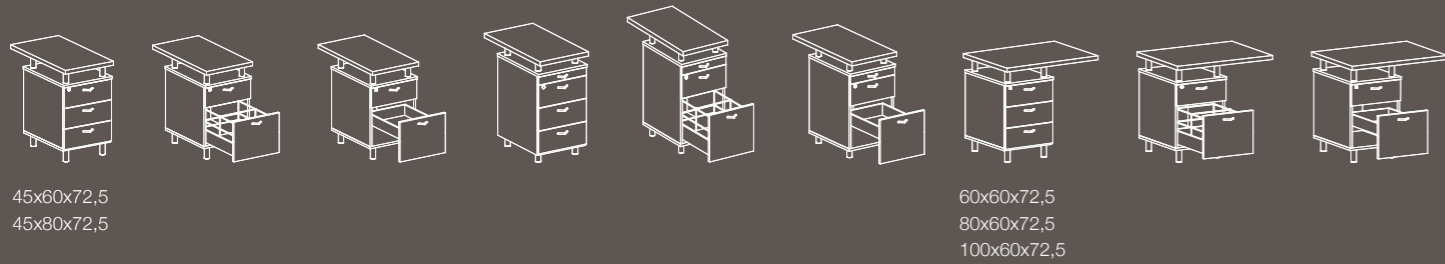
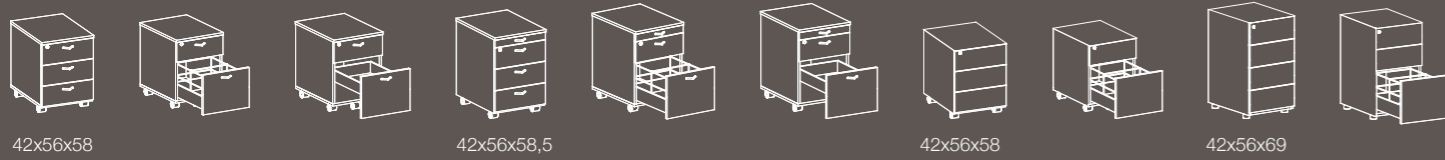
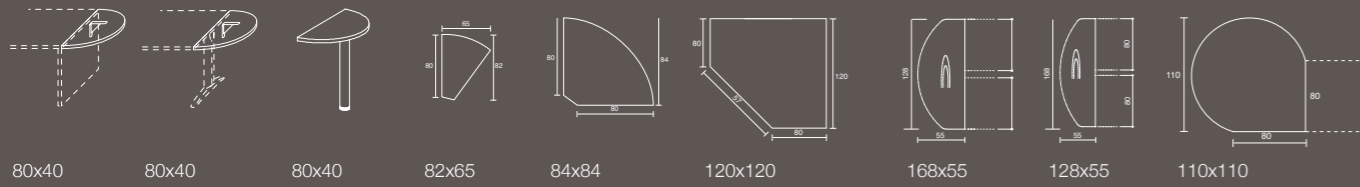


Bench con binario e cassettiere complanari
Bench desks with rail and desk-height pedestals



Bench con sportelli e cassettiere complanari
Bench desks with top access and desk-height pedestals





Soluzioni di strutture. Structure solutions.

Programmi operativi integrabili in melaminico.
Multipurpose programs in melamine.



ypsilon
pag. 232



jet
pag. 236



system
pag. 242



net
pag. 250



pannello
pag. 254

MEGA





Caratteristica gamba metallica fissa con trave di supporto che offre un'ampia flessibilità di personalizzazione e la possibilità di comporre postazioni di lavoro dall'operativo al posto direttivo. I bordi dei piani sono arrotondati per rispondere ai più attuali criteri ergonomici.

Typical fixed metal leg with supporting beam to personalize and create working units, from operative to executive desks. The desk edges are rounded in accordance with the ergonomic criteria.

MEGA ypsilon





Condividere lo spazio di lavoro in perfetta armonia, comporre postazioni singole per ottenere risultati sempre migliori senza limitare l'autonomia operativa.
Sharing the working place in perfect harmony, arranging single posts to get always better results without limiting your way of working.





MEGA jet

Il programma si adegua alle diverse necessità funzionali ed estetiche cambiando le strutture. Inoltre permette la trasformazione dello spazio semplicemente mutando la forma e la dimensione dei piani con l'inserimento di raccordi, piani di servizio e appendici dattilo.

According to the various, functional and aesthetical needs this line adapts itself by changing the structures, the shape and the dimensions of the desktops adding the linking tops and the extension units.



Postazioni di lavoro operative con piani contrapposti. Per la divisione si integrano le paretine, attrezzabili e funzionali che permettono di creare il proprio spazio di lavoro.

Operative working posts with side by side desktops. To divide one desk from the other you can add the screens, equipped and functional.



Soluzioni diverse anche nelle composizioni di lavoro multiple. Con l'ausilio di schermi organizzare uno spazio comune diventa l'occasione per aggregare senza dividere e la postazione di lavoro non perde la sua individualità anche nel gioco delle curve avvolgenti.

Different solutions even with the multiple posts: using screens the common space becomes chance to gather without dividing and each post won't lose its individuality even when there are soft curves.



MEGA system

Postazioni di lavoro sagomate o lineari che uniscono alla semplicità una grande possibilità operativa. L'eleganza formale e pulizia della gamba System caratterizzano ulteriormente le scelte di stile e gusto.

Shaped or straight desks with System legs: a simple, clean and elegant style.

Tipologie di strutture. Structure solutions.



fissa/fixed



regolabile
con viti
height adjustable
by screw



regolabile
con manovella
height adjustable
by handle



Questa soluzione di gamba è prevista in tre tipologie regolabili in altezza per meglio adattarsi alle necessità ergonomiche ed operative dell'utente senza rinunciare alla caratteristica immagine estetica

This model of leg has three types of height adjustment to better adapt itself to the ergonomic and operative needs of the user without giving up its distinctive look.





Gli scenari da lavoro sono in continua evoluzione, nascono nuove necessità, spazi in grado di accogliere più persone, ambienti che pur conservando le peculiarità di un openspace preservino autonomia e privacy. L'integrazione tra pareti e scrivanie risolve tali bisogni.

The working scenarios are always changing, new needs arise, rooms which can welcome many persons, openspaces which can keep the privacy for each post. The combination of desks and screens solves these needs.





MEGA net

Essenziale, quasi minimalista nella riedizione della gamba net dalle linee pulite. La modernità supera il tradizionale. La gamma è completata dalla soluzione regolabile in altezza.

Essential, almost minimalist is the Net leg with its clean lines. Modernity excelled tradition. The range is completed by the height adjustable option.

Tipologie di strutture. Structure solutions.



fissa / fixed



regolabile con viti /
height adjustable
with screw







MEGA pannello

Pratica, attuale, classica, consente di arredare gli spazi lavoro con estrema rigorosità e funzionalità assumendo un ruolo da vera protagonista.

Practical, fashionable and classical at the same time, Mega pannello plays a leading role helping you to furnish the working places with the utmost rigour and functionality.





Paretine, screens e pannelli attrezzabili per generare prestazioni operative con livelli di privacy differenti e personalizzati.

Partitions, screens are used to create different and personalized private spaces.





Razionalizzare le linee ed i volumi sempre con il massimo livello di flessibilità e di ottimizzazione degli elementi per dare spazio a composizioni infinite senza trascurare praticità e senso estetico.

Containing the volumes with the most flexibility giving space to practicality and aesthetic sense.

MEGA pannello





MEGA riunione

Tavoli riunione o meeting, monolitici o composti, ma sempre con il confort dato da un arredo adeguato

Simple or compound meeting tables, always comfortable and tasteful.



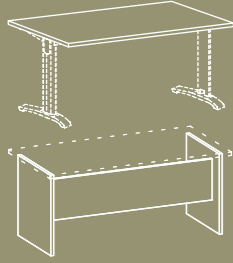


MEGA riunione

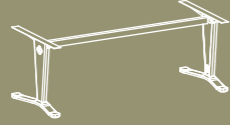
Forme e dimensioni facilitano la collaborazione e il contatto visivo oltre ad aiutare il dialogo, in ambienti funzionali ed altamente rappresentativi.

Shapes and dimensions make cooperation, dialogue and visual contact easier in a functional and beautiful place.

Piani scrivania, Gamba Pannello, Raccordi, Gonne
Desktops, Panel legs, Corner junctions, melamine modesty panel



Strutture Ypsilon, Jet e System
Ypsilon, Jet and System structures



Struttura Net
Net structure



Divisorio melaminico
Melamine Partition



Cassettiere
Pedestals




Ante, frontali e top di finitura melaminico
Melamine Doors, frontals and finishing tops



Scocche mobili e ripiani
Unit frames and shelves



Ante vetro
Glass doors



FA



I



A



FA



FA



FA



FA



GE



GR



A



GR



GR



GR




GR

Ante vetro con telaio alluminio
Glass doors with aluminium frame



CA



N




CA





CA




CA




NC




NC




NC




NC



NC



BA



V


Carter Ypsilon, Jet e System
Ypsilon, Jet and System carters




Gonne in metallo
Metal modesty panels



BA



BA




AA




K


Divisorio e mensola MDF
MDF Partition and upper shelf




I




I




A




A




A




N



N




I



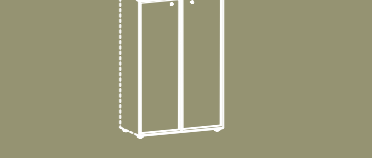
* AA

* alluminio solo scocche
aluminium only on frames



N

Telaio alluminio
Aluminium frame



A



L

FA - faggio
GR - grigio
CA - ciliegio
NC - noce castiglia
BA - bianco
A - argento
N - nero


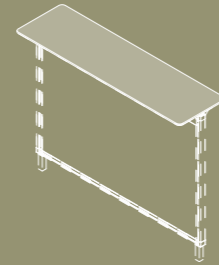
C - cromo
AA - alluminio
GE - vetro grigio Europa
V - vetro acidato bianco
K - vetro moka
L - brillantato cromo

FA - beech
GR - grey
CA - cherry
NC - castiglia walnut
BA - white
A - silver
N - black


C - chrome
AA - aluminium
GE - Europe grey glass
V - white etched glass
K - Moka lacquered glass
L - Polished chrome

RECEPTION Reception


Piano melaminico
Melamine Top



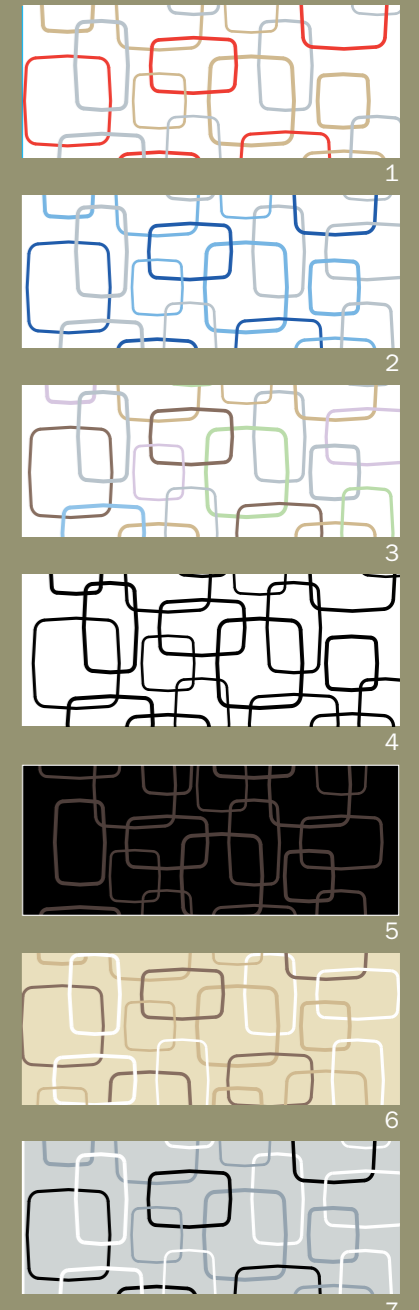

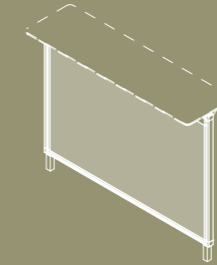
Piano vetro
Glass Top



Melaminico 8mm
Melamine 8mm




Tessuto
Fabric



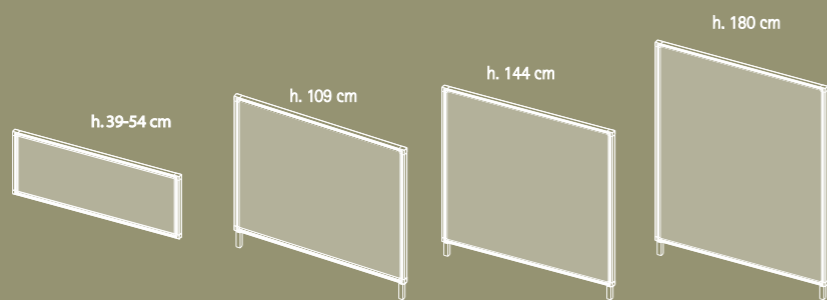
- CA - ciliegio
- NC - noce castiglia
- GR - grigio
- FA - faggio
- BA - bianco
- AA - alluminio
- S - azzurrato
- K - moka
- R - rosso
- V - bianco
- G - Grigio melange
- B - Blu
- C - Celeste
- V - Verde melange
- R - Rosso
- A - Arancio
- I - Beige
- N - Nero
- 1 - Anelli rossi
- 2 - Anelli blu
- 3 - Anelli multicolori
- 4 - Anelli neri
- 5 - Fondo nero
- 6 - Fondo beige
- 7 - Fondo grigio

- CA - cherry
- NC - castiglia walnut
- GR - grey
- FA - beech
- BA - white
- AA - aluminium
- S - Light Green
- K - Moka
- R - Red
- V - White
- G - Grey Mélange
- B - Blue
- C - Light Blue
- V - Green Mélange
- R - Red
- A - Orange
- I - Beige
- N - Black
- 1 - Red rings
- 2 - Blue rings
- 3 - Multicoloured rings
- 4 - Black rings
- 5 - Black background
- 6 - Beige background
- 7 - Grey background


Melaminico 25mm
Melamine 25mm




SCREEN Screen




Tessuto
Fabric




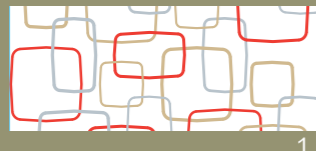
Policarbonato
Polycarbonate




Metacrilato
Methacrylate



Melaminico 8mm
Melamine 8mm




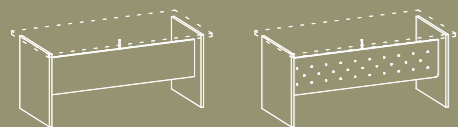
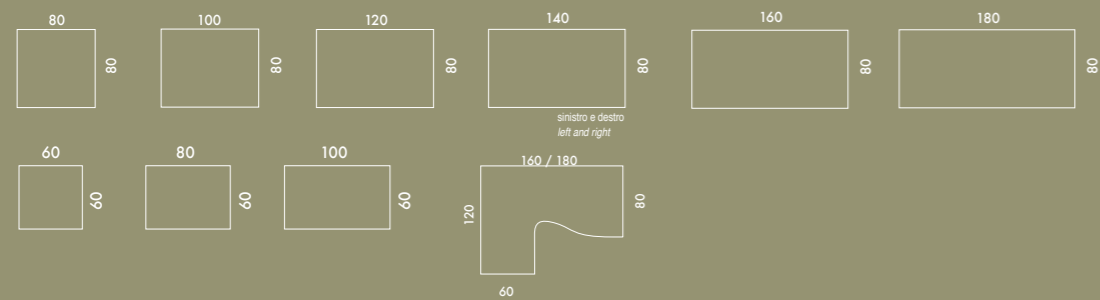
Melaminico 25mm
Melamine 25mm



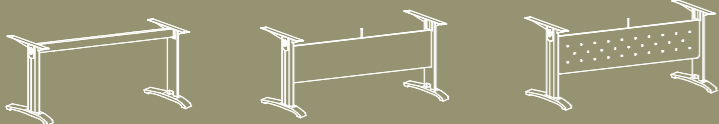
- CA - ciliegio
- NC - noce castiglia
- GR - grigio
- FA - faggio
- BA - bianco
- AA - alluminio
- S - azzurrato
- K - moka
- R - rosso
- V - bianco
- G - Grigio melange
- B - Blu
- C - Celeste
- V - Verde melange
- R - Rosso
- A - Arancio
- I - Beige
- N - Nero
- 1 - Anelli rossi
- 2 - Anelli blu
- 3 - Anelli multicolori
- 4 - Anelli neri
- 5 - Fondo nero
- 6 - Fondo beige
- 7 - Fondo grigio

- CA - cherry
- NC - castiglia walnut
- GR - grey
- FA - beech
- BA - white
- AA - aluminium
- S - Light Green
- K - Moka
- R - Red
- V - White
- G - Grey Mélange
- B - Blue
- C - Light Blue
- V - Green Mélange
- R - Red
- A - Orange
- I - Beige
- N - Black
- 1 - Red rings
- 2 - Blue rings
- 3 - Multicoloured rings
- 4 - Black rings
- 5 - Black background
- 6 - Beige background
- 7 - Grey background





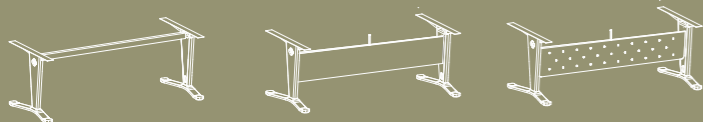
STRUTTURA PANNELLO / *PANEL LEG*



STRUTTURA SYSTEM / *SYSTEM LEG*



STRUTTURA JET / *JET LEG*



STRUTTURA YPSILON / *YPSILON LEG*



STRUTTURA NET / *NET LEG*



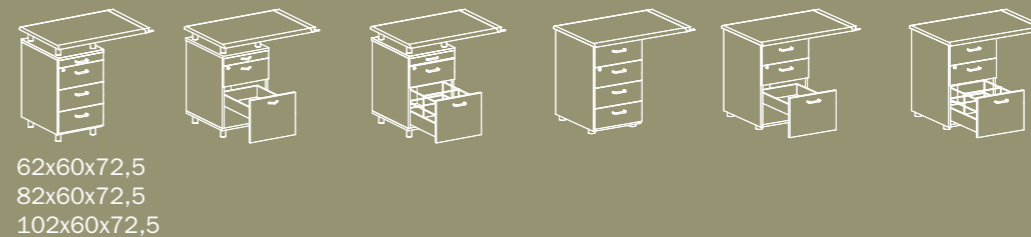
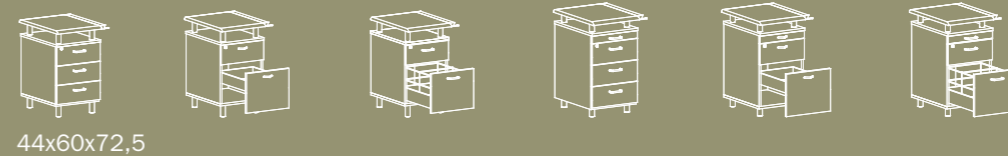
Ø100-120 x72,5 Ø100-120 x72,5 2 0 0 - 2 0 0 240x110x72,5 240x110x72,5 -110x110x72,5 210x110x72,5 70x110x72,5



210x100x72,5 210x100x72,5



80x65 84x84 95x95 80x43 80x43 80x43 8x70 8x67/79



Soluzioni di maniglie. Handles solutions.



Mega alluminio

Mega grigio scuro

GENERAL CATALOGUE

Product details, aesthetics, finishes or other data may be subject to change without notice.
Particolari tecnici, estetici, finiture o altro possono essere modificati senza preavviso.

Lighting by:

karboxx
light, more light

nyx
by karboxx

www.karboxx.com

Chairs by:

OFFISIT
professional seating

www.offisit.com

Art direction e
progetto grafico:
pubblicom@eurosito.com

Coordinamento:
MKT Quadrifoglio

Immagini:
Virtual Design

Stampa: Grafiche Tintoretto
Villorba - Treviso
Febbraio 2013 - Edizione 01
Cod. LIOCAGQ

GENERAL CATALOGUE

